1] Portes et châssis 01-21
- a] Possibilité de réalisation 01
- b] Limites dimensionnelles 02
- c] Châssis, baie vitrée 03
- d] Porte 1 vantail sur paumelles 04
- e] Porte 2 vantaux sur paumelles 05
- f] Porte 1 vantail sur pivot 06
- g] Porte 2 vantaux sur pivot 07
- h] Détails du système 08-16
  - 1) Vitrages et système de remplissage 08
  - 2) Dormants de châssis fixe, montant et traverses 09
  - 3) Porte sur paumelles 09
  - 4) Porte sur pivot anti-pince-doigts 10
  - 5) Fermeture et battement central 10
  - 6) Quincaillerie 11
  - 7) Seuil de porte 14
  - 8) Drainage et décompression 14
  - 9) Manchonnage 15
  - 10)Montage dos à dos 15
  - 11) Poteau technique 15
  - 12) Paumelles à souder 16
- i] Mise en oeuvre 17-18
- j] Ferme porte 19-21

2] Fenêtres 22-30
- a] Possibilité de réalisation 22
- b] Limites dimensionnelles 23
- c] Fenêtre 1 vantail 24
- d] Fenêtre 2 vantaux 25
- e] Soufflet 26
- f] Détails du système 27
  - 1) Système de remplissage & vitrage 27
  - 2) Fixe: dormants, montant et traverses 28
  - 3) Fenêtre: montants et traverses de fenêtre 28
  - 4) Drainages et décompression 28
  - 5) Fenêtre OF/OB 1 vantail 29
  - 6) Fenêtre OF/OB 2 vantaux 29
  - 7) Etanchéité et raccord au tableau 30

## 1) CHÂSSIS FIXES

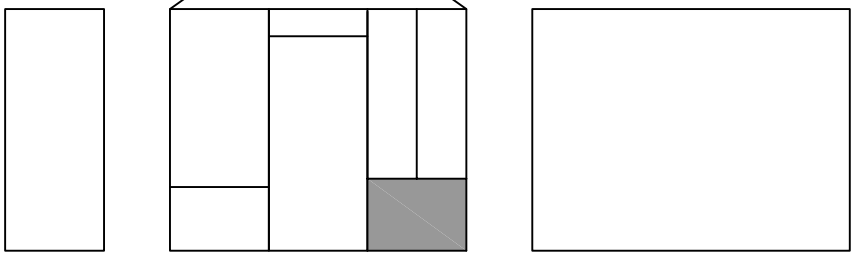

Châssis fixe et baie vitrée

Possibilité d'intégrer: montants, traverses, cintrage imposte, allège, partie fixe, remplissage panneau, poteau technique

Vitrage bord à bord

## 2) PORTES 1 VANTAIL

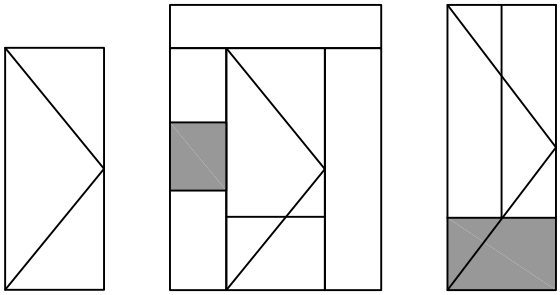

Porte 1 vantail sur paumelles

Possibilité d'intégrer: montants, traverses, imposte, partie fixe,remplissage panneau, poteau technique, cintrage, allège

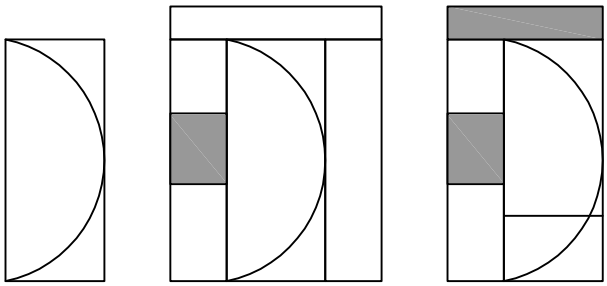

Porte 1 vantail sur pivots anti-pince doigts

Possibilité d'intégrer: traverses, imposte, partie fixe, remplissage panneau, poteau technique

## 3) PORTES 2 VANTAUX

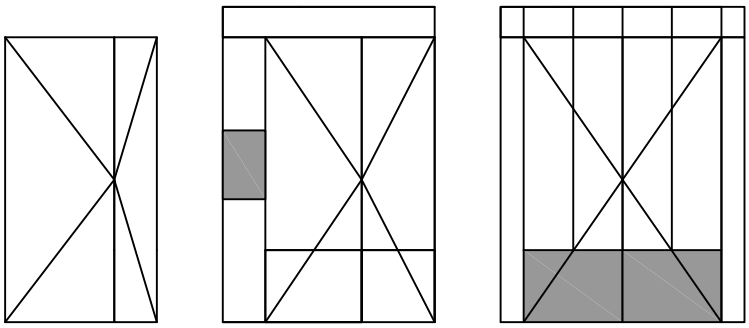

Porte 2 vantaux sur paumelles

Possibilité d'intégrer: montants, traverses, imposte, partie fixe, remplissage panneau, poteau technique

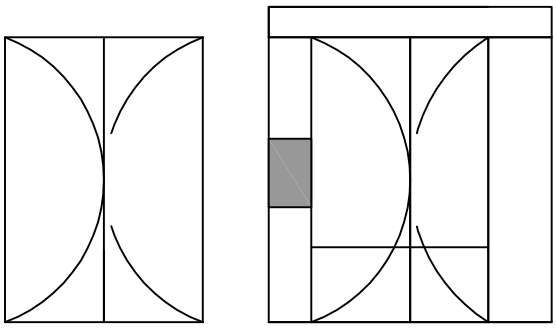

Porte 2 vantaux sur pivots anti-pince doigts, vantaux égaux ou tiercés

Possibilité d'intégrer: traverses, imposte, partie fixe, remplissage panneau, poteau technique

## 1) FERRAGE STANDARD

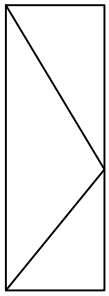

LHT:max 1 400 mm
HHT: max 3 000 mm

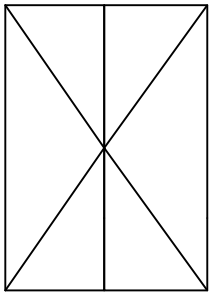

LHT :max 2 800 mm
HHT: max 3 000 mm

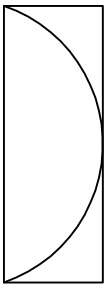

LHT:max 1 400 mm
HHT: max 3 000 mm

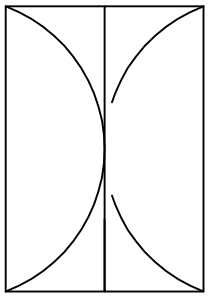

LHT :max 2 800 mm
HHT: max 3 000 mm

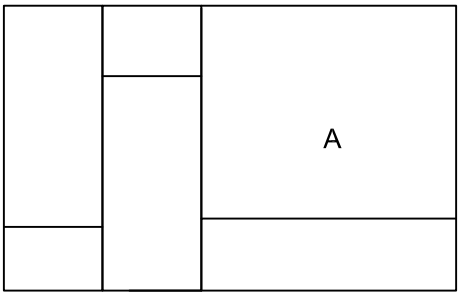


LHT max: illimitée avec manchonnage
HHT max: illiimitée avec manchonnage
A max: 4.5m² (air hxL)

LHT(largeur hors tout) = largeur de fabrication dos de dormant
HHT (hauteur hors tout) = hauteur de fabrication dos de dormant

## 2) FERRAGE ANTI-EFFRACTION RC1-RC3

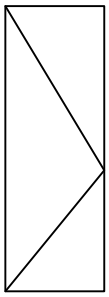

LHT: min 600 - max 1400 mm
HHT: min 1950 - max 2700 mm

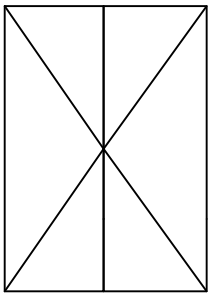

LHT: min 600 - max 1400 mm
HHT: min 1950 - max 2700 mm

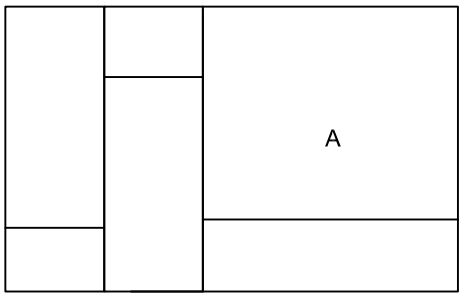


LHT max: illimitée avec manchonnage
HHT max: illiimitée avec manchonnage
A max: 4.5m² (air hxL)

LHT(largeur hors tout) = largeur de fabrication dos de dormant
HHT (hauteur hors tout) = hauteur de fabrication dos de dormant

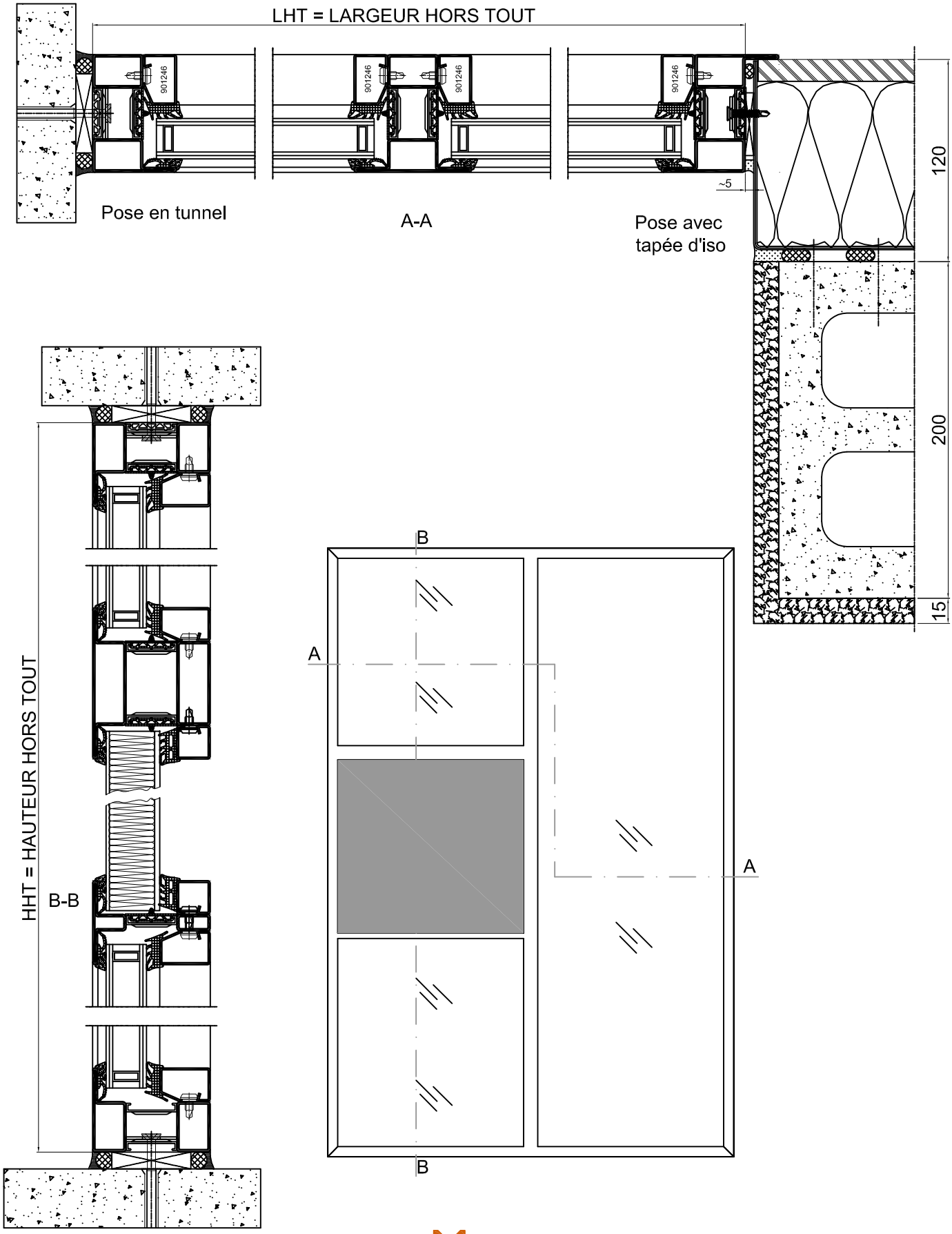
LHT = LARGEUR HORS TOUT
901246
901246
901246
901246
~5
120
200
15
Pose en tunnel
A-A
Pose avec
tapée d'iso
HHT = HAUTEUR HORS TOUT
B-B
B
A
A
B

# CLIMAFUN
## Menuiserie acier
## Avec rupture thermique

## 1] Portes et châssis
## d] Porte 1 vantail sur paumelles

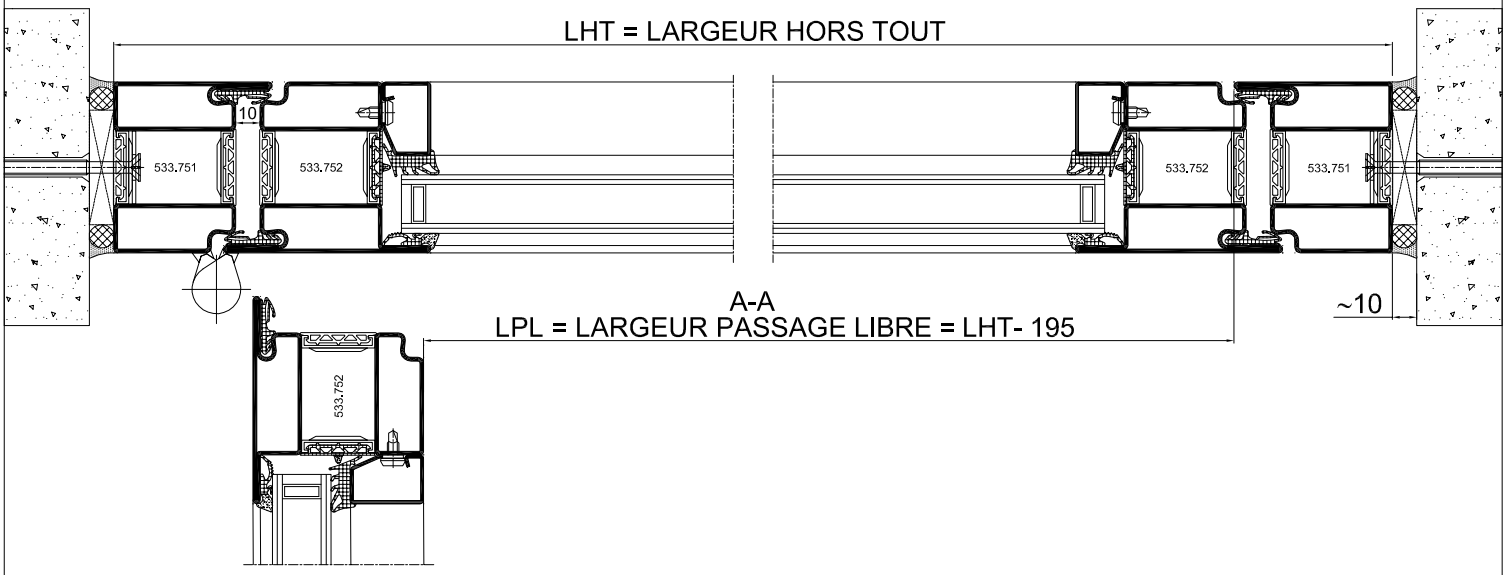


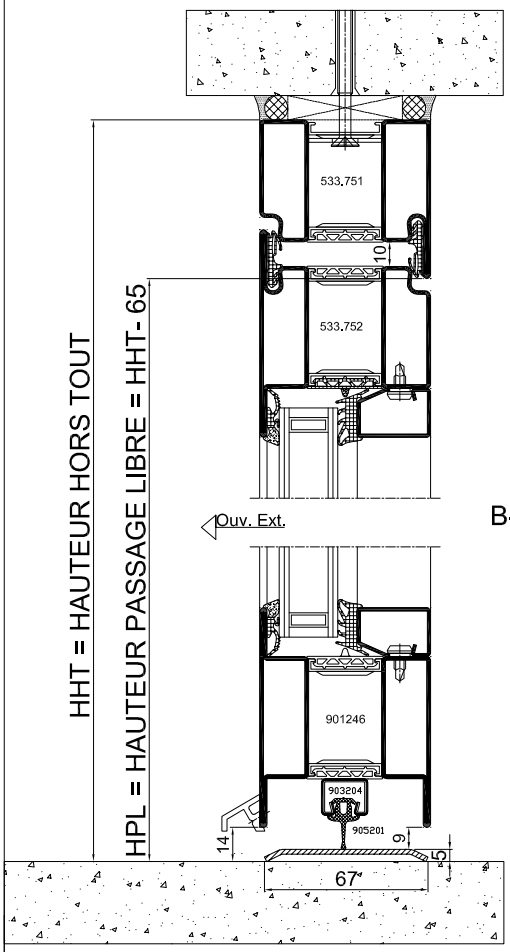


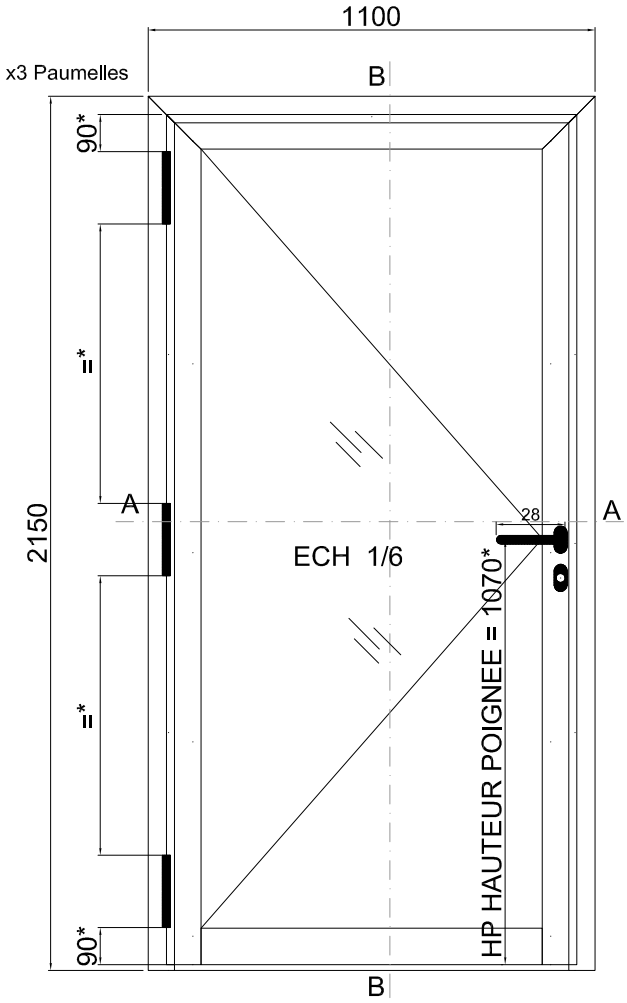

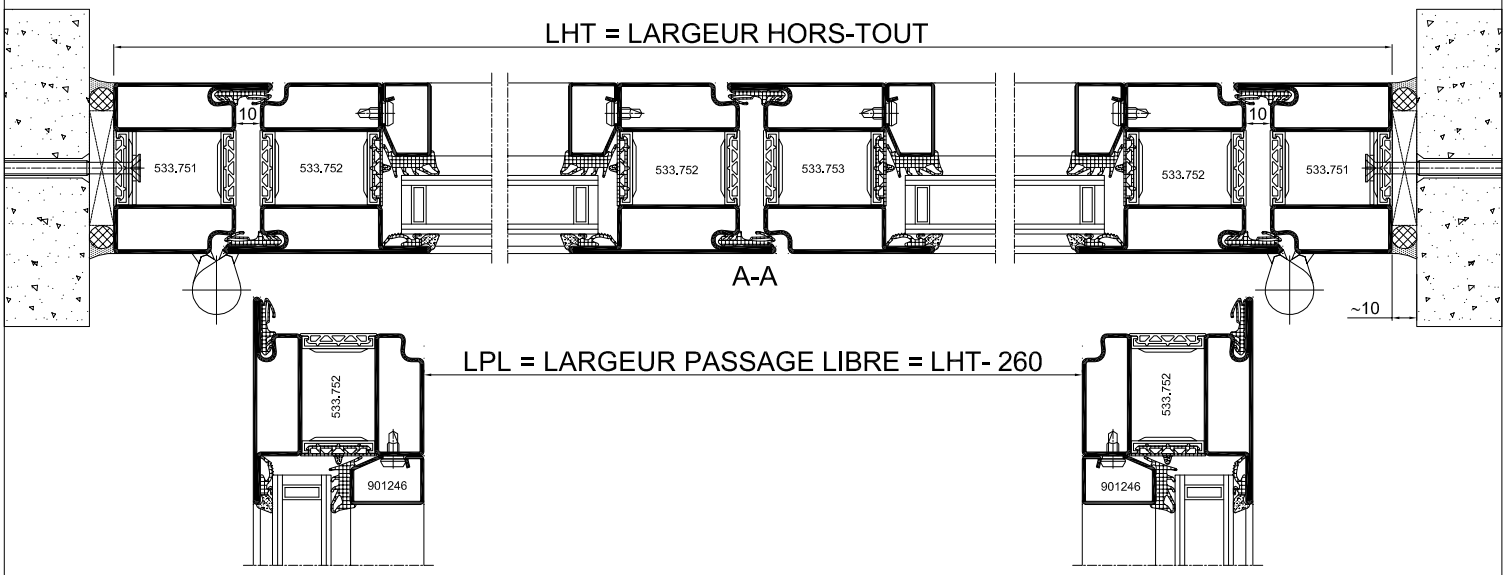
LHT = LARGEUR HORS-TOUT
10
533.751
533.752
533.753
A-A
~10
LPL = LARGEUR PASSAGE LIBRE = LHT- 260
901246

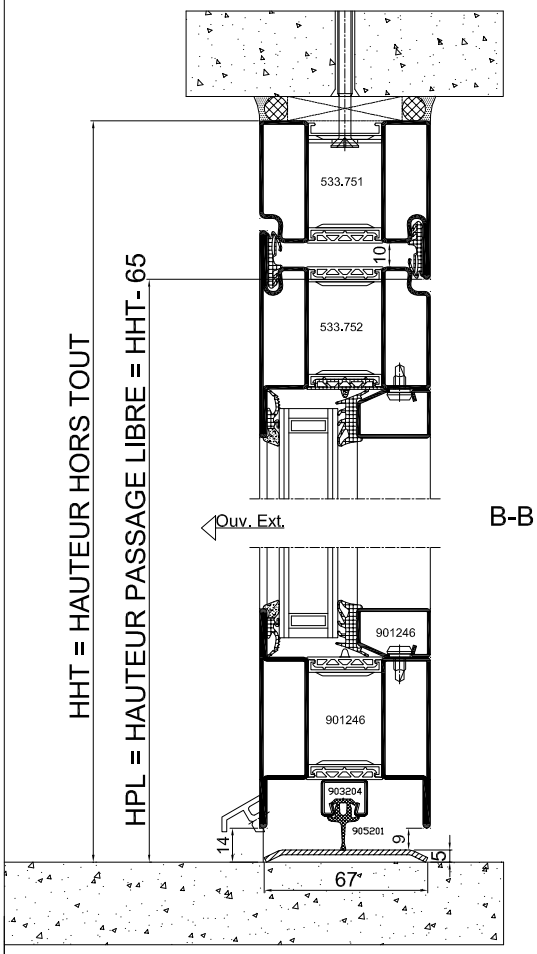
HHT = HAUTEUR HORS TOUT
HPL = HAUTEUR PASSAGE LIBRE = HHT- 65
533.751
533.752
10
Ouv. Ext.
B-B
901246
903204
905201
14
9
5
67

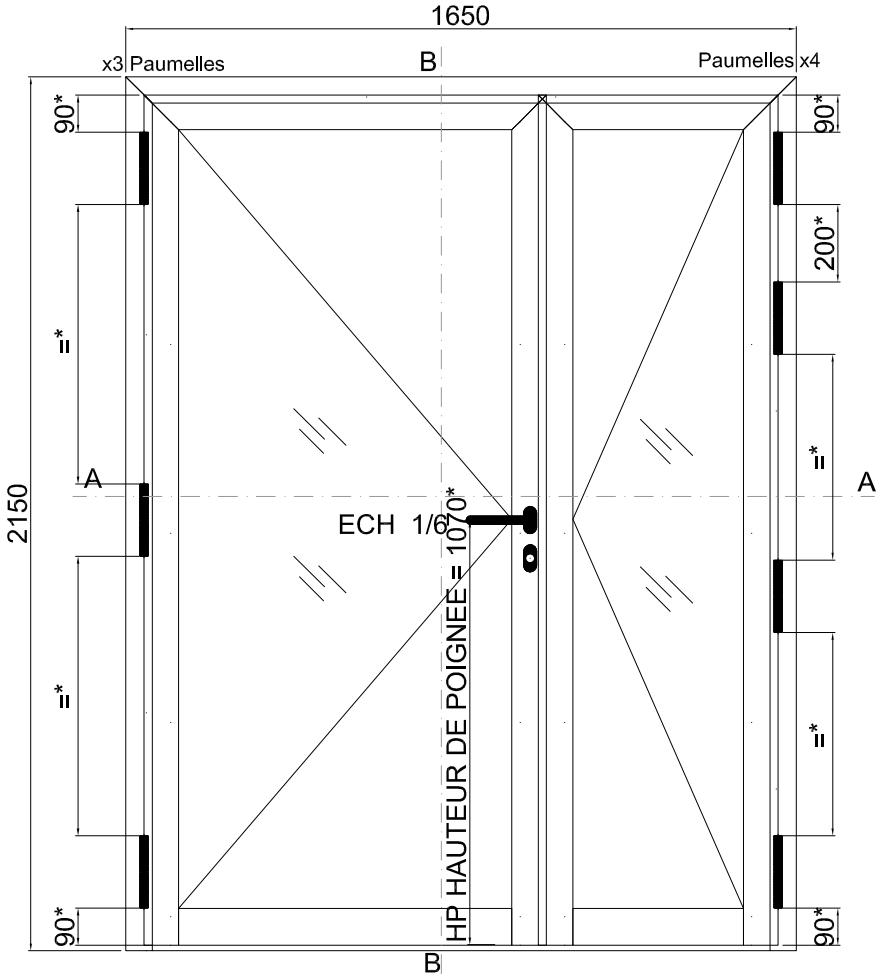
1650
x3 Paumelles
B
Paumelles x4
90*
200*
*
A
2150
ECH 1/6
HP HAUTEUR DE POIGNEE = 1070*

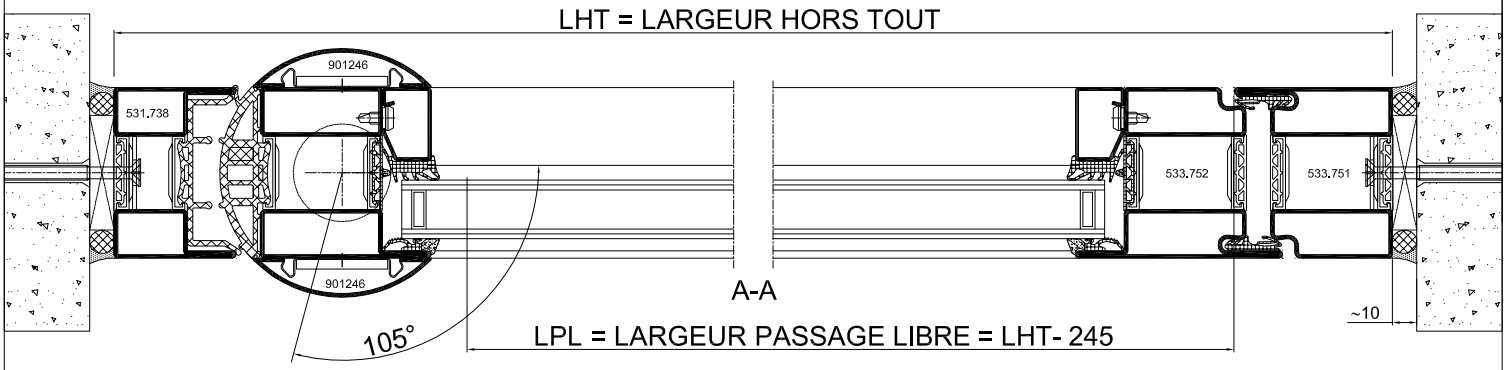
LHT = LARGEUR HORS TOUT
901246
531.738
533.752
533.751
901246
A-A
105°
LPL = LARGEUR PASSAGE LIBRE = LHT- 245
~10

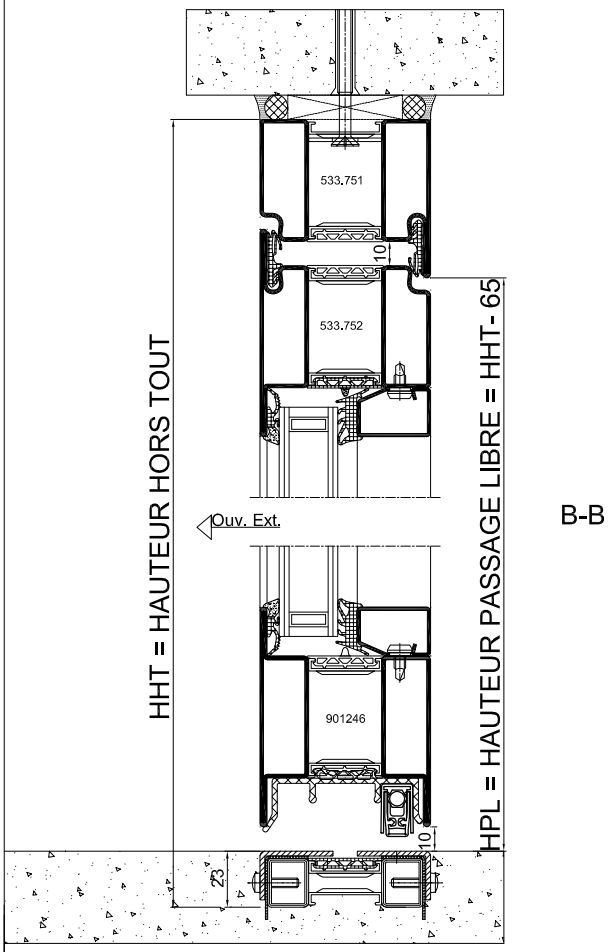
533.751
10
533.752
Ouv. Ext.
901246
10
23
HHT = HAUTEUR HORS TOUT
HPL = HAUTEUR PASSAGE LIBRE = HHT- 65
B-B

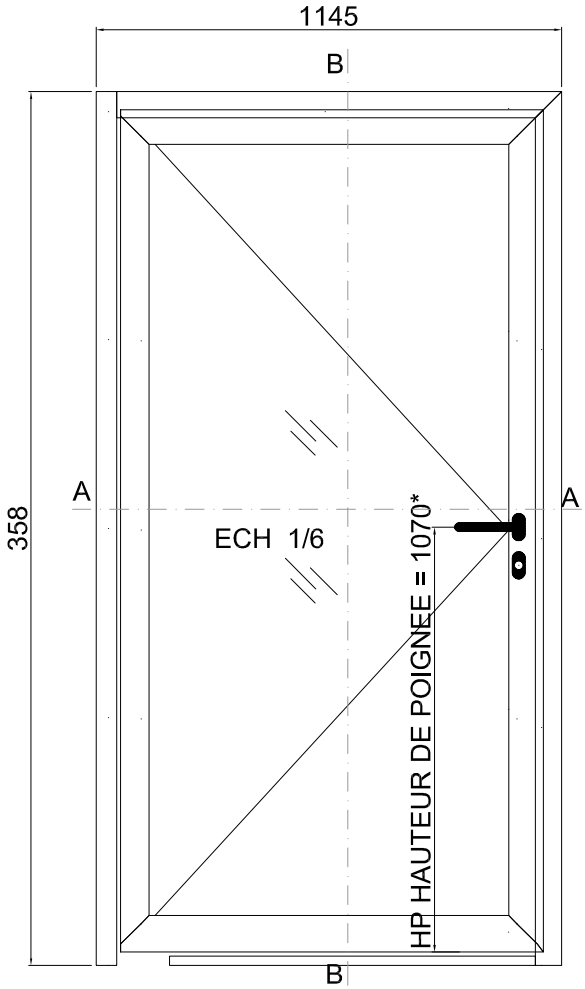
1145
B
A
A
358
ECH 1/6
HP HAUTEUR DE POIGNEE = 1070*
B

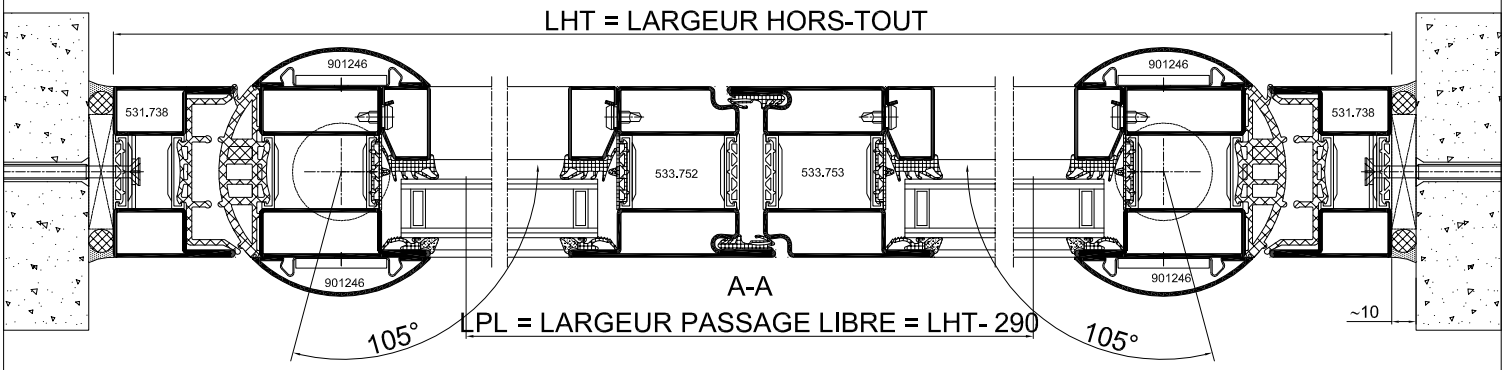
LHT = LARGEUR HORS-TOUT
901246
531.738
533.752
533.753
A-A
LPL = LARGEUR PASSAGE LIBRE = LHT- 290
105°
~10

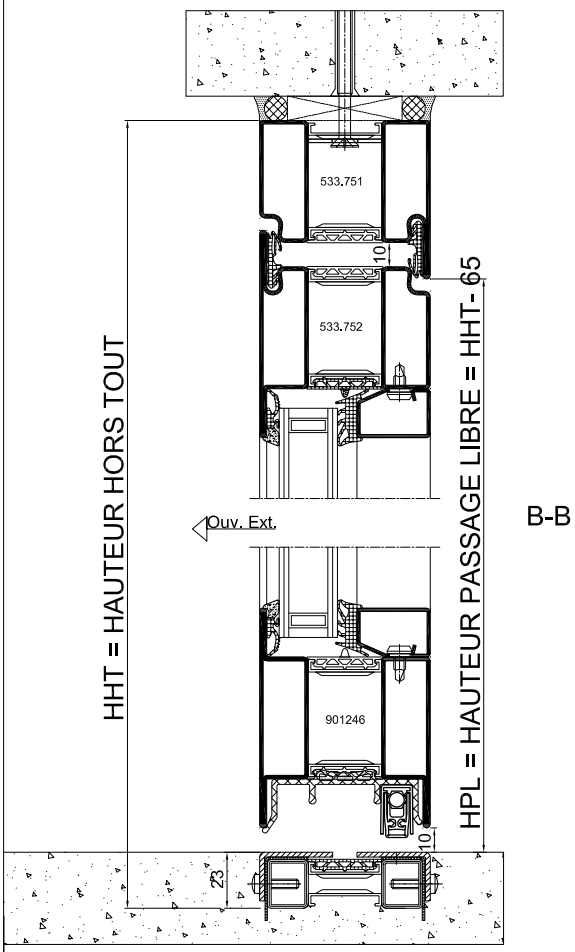
533.751
533.752
901246
Ouv. Ext.
HHT = HAUTEUR HORS TOUT
HPL = HAUTEUR PASSAGE LIBRE = HHT- 65
B-B
10
23

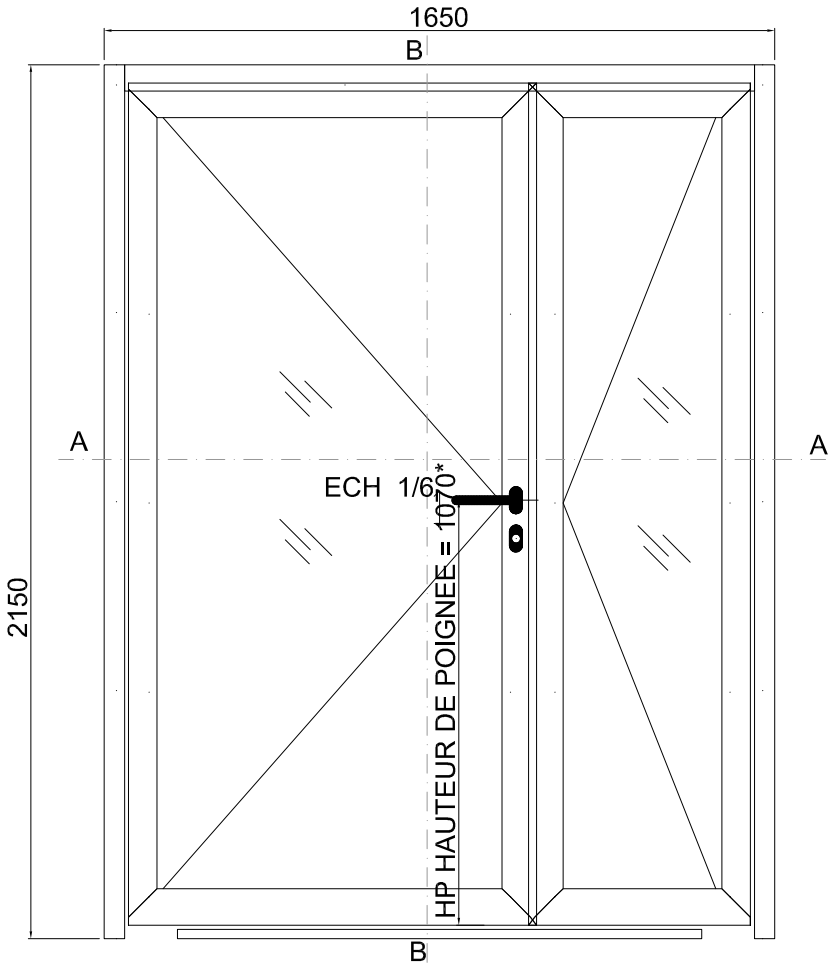
1650
B
A
A
ECH 1/6
2150
HP HAUTEUR DE POIGNEE = 1070*
B

## 1) SYSTEME DE REMPLISSAGE ET VITRAGE

EPAISSEURS DE VITRAGE de 20 à 42 mm
PANNEAU PLEIN ISOLE 34mm

VITRAGE A SEC (EPDM)

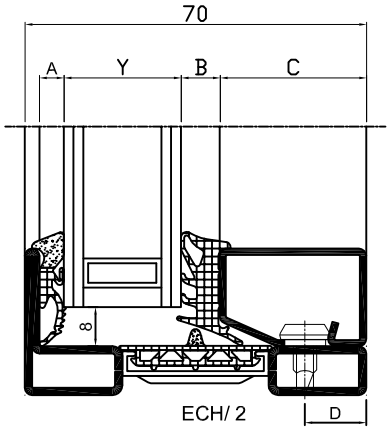


VITRAGE PAR SILCONE (BANDE DE VITRAGE)

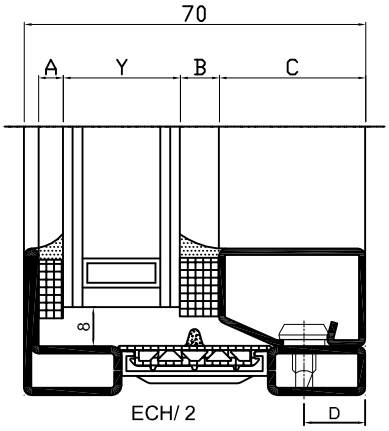


| | | |
|---|---|---|
| | 988002 | 4mm |
| | 988003 | 5mm |
| | 988004 | 6mm |
| | 988006 | 8mm |

| D | C | A | B | | | | | | | A - B | | | | |
|---|---|---|---|---|---|---|---|---|---|---|---|---|---|---|
| Distance du bouton de pareclose | Pareclose Acier | Joint EPDM Extérieur | JOINT EPDM Intérieur | | | | | | | BANDE DE VITRAGE | | | | |
| | | 5 985302 | 5-6mm 905385 | | 7-8mm 905386 | | 9-10mm 905387 | | | A 5 / B 5 | A 5 / B 6 | A 6 / B 6 | A 5 / B 8 | A 6 / B 8 |
| 13mm | 35 901247 | 5mm | - | 21 | 20 | - | - | - | Y Epaisseur du Vitrage ou du panneau | 22 | 21 | 20 | - | - |
| 13mm | 30 901246 | | - | 26 | 25 | 24 | 23 | 22 | | 27 | 26 | 25 | 24 | 23 |
| 13mm | 25 901228 | | - | 31 | 30 | 29 | 28 | 27 | | 32 | 31 | 30 | 29 | 28 |
| 13mm | 20 901227 | | - | 36 | 35 | 34 | 33 | 32 | | 37 | 36 | 35 | 34 | 33 |
| 8mm | 15 901226 | | 42 | 41 | 40 | 39 | 38 | 37 | | 42 | 41 | 40 | 39 | 38 |

## 2) DORMANTS DE FIXE, MONTANTS ET TRAVERSES

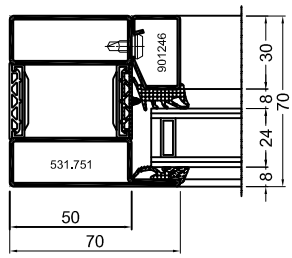


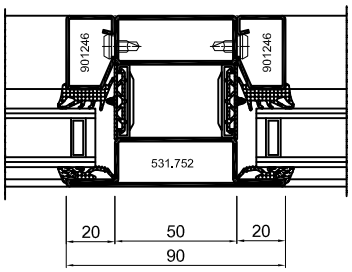


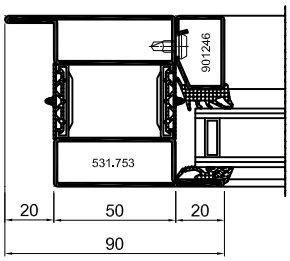


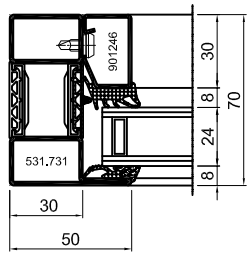


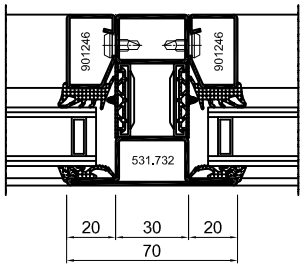


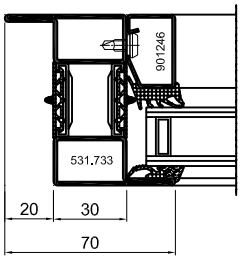


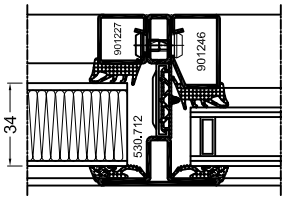


DETAIL PANNEAU 34mm

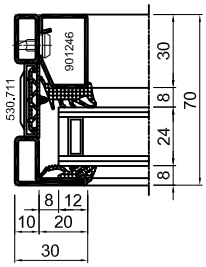


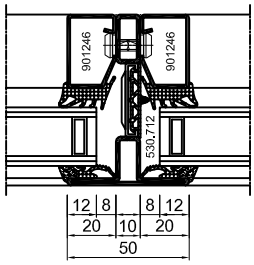


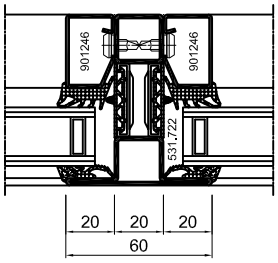


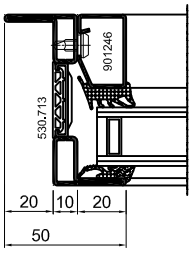


## 3) PORTE SUR PAUMELLES

### OUVERTURE EXTERIEURE

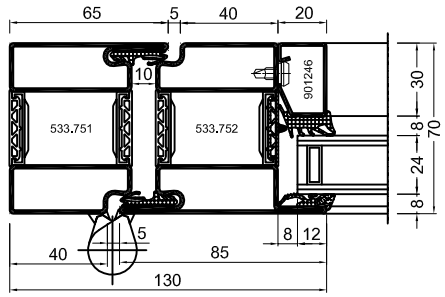


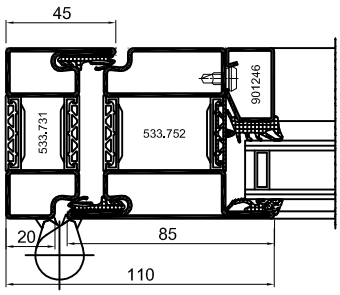


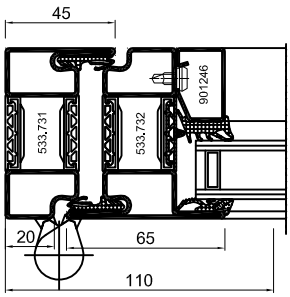


### OUVERTURE INTERIEURE

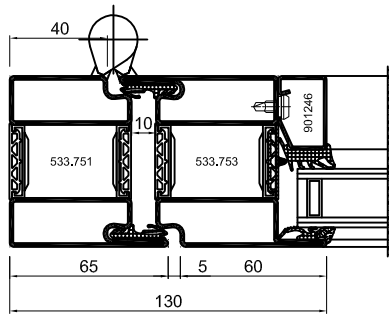


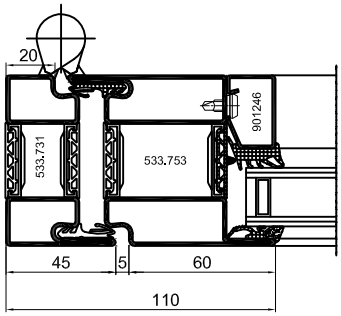


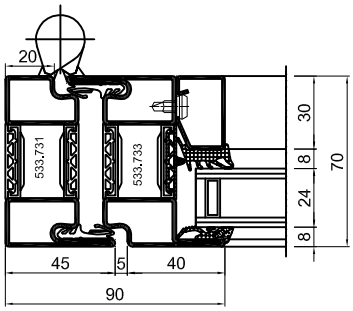

## 4) PORTE SUR PIVOT ANTI-PINCE-DOIGTS

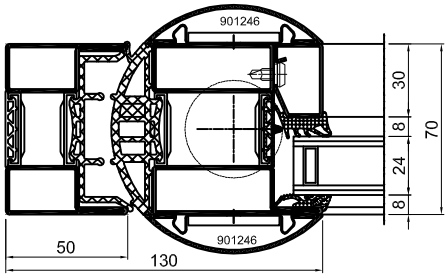


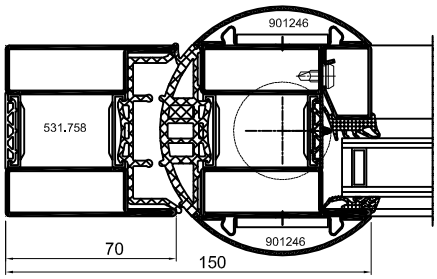


## 5) FERMETURE ET BATTEMENT CENTRAL

### OUVERTURE EXTERIEURE

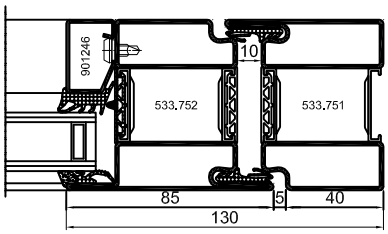


Ouv. Ext.

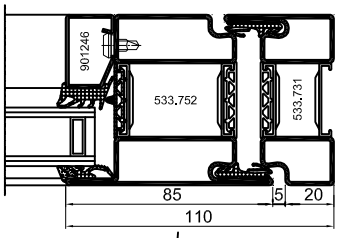


Ouv. Ext.

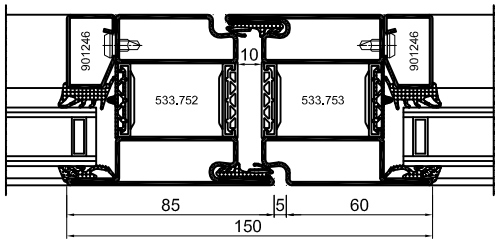


Ouv. Ext.

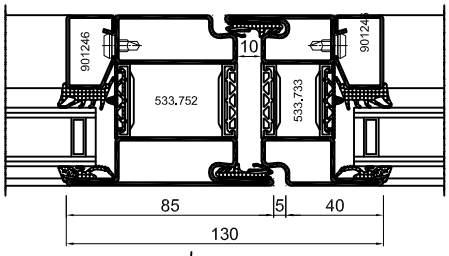


Ouv. Ext.

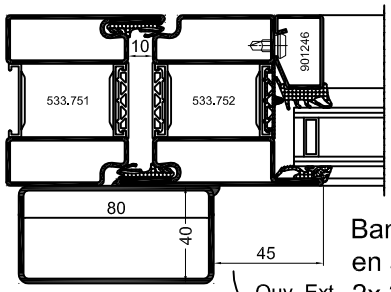


Ouv. Ext.

Bandeau ventouse
en acier soudé
2x 300 KG

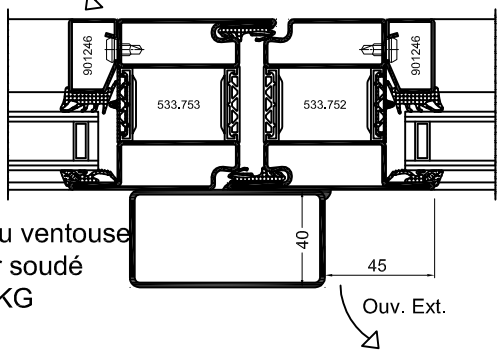


Ouv. Ext.

### OUVERTURE INTERIEURE

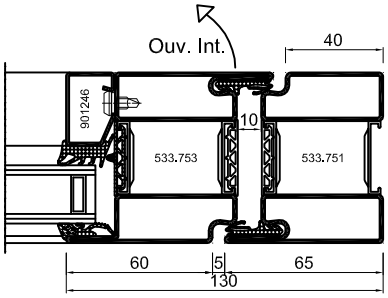


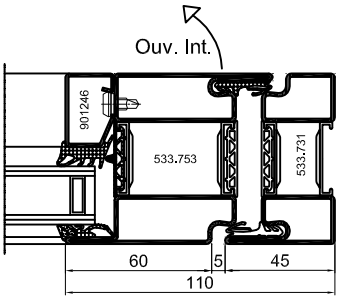


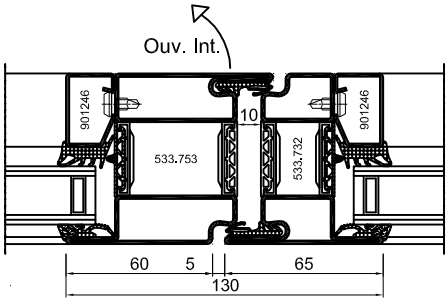


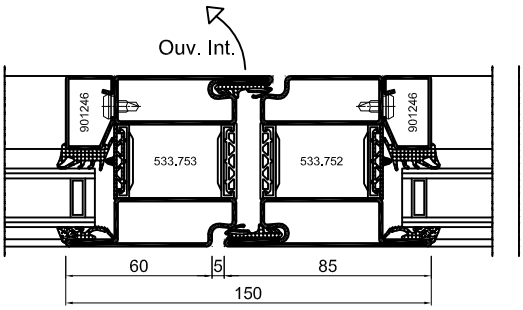

## 6) QUINCAILLERIE

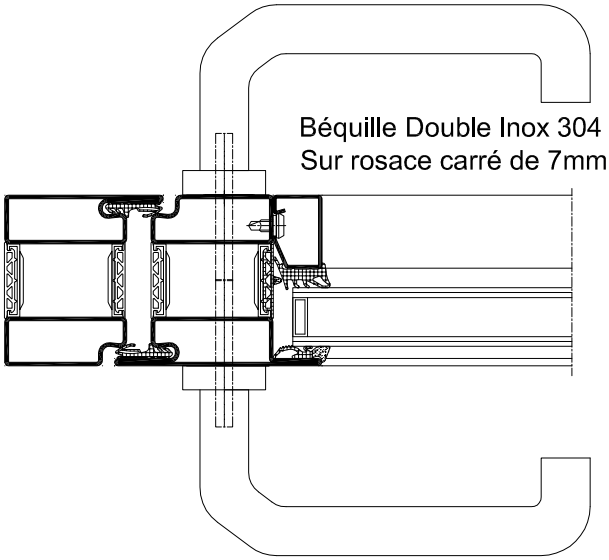


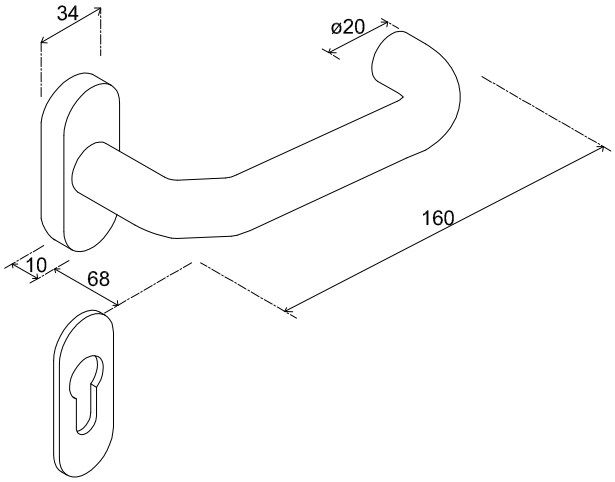


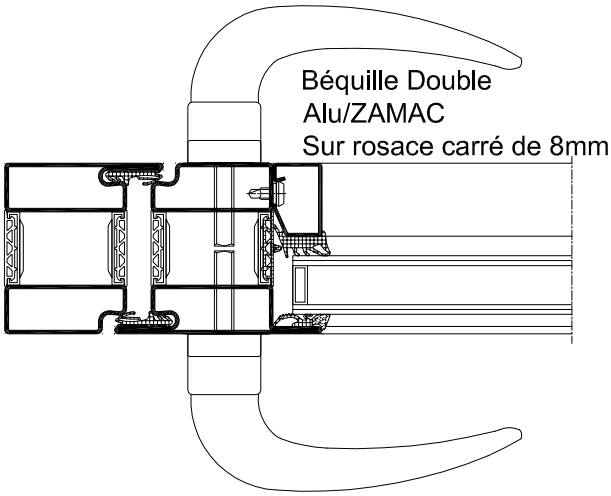


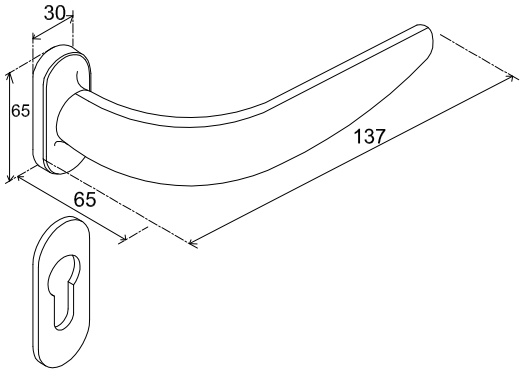


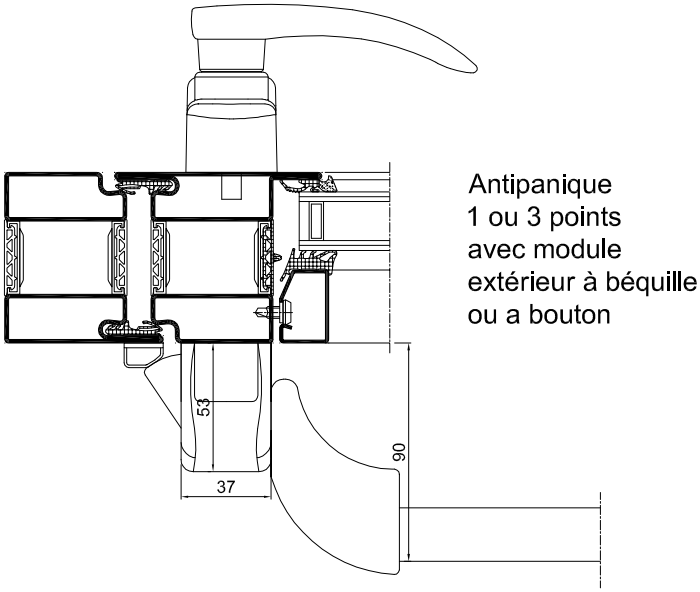


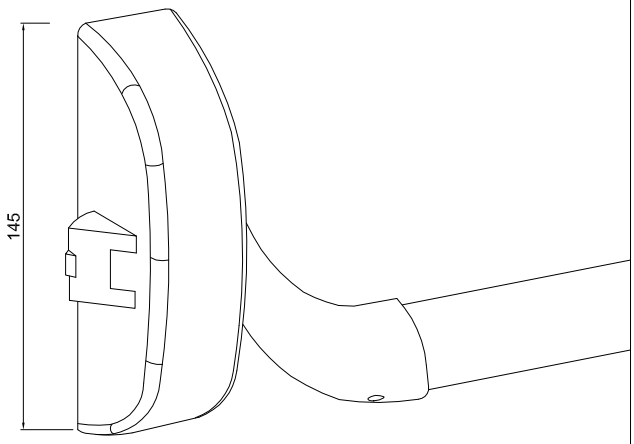

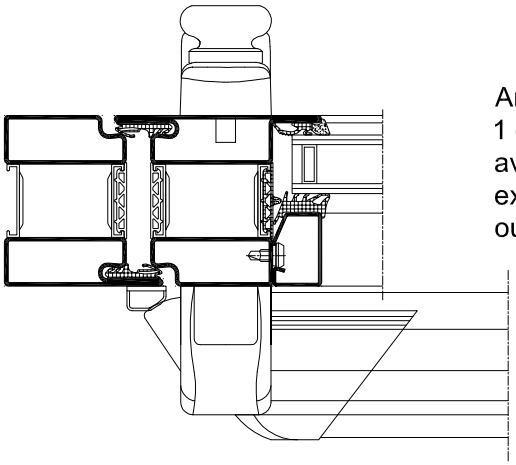

Antipanique
1 ou 3 points
avec module
extérieur à béquille
ou a bouton

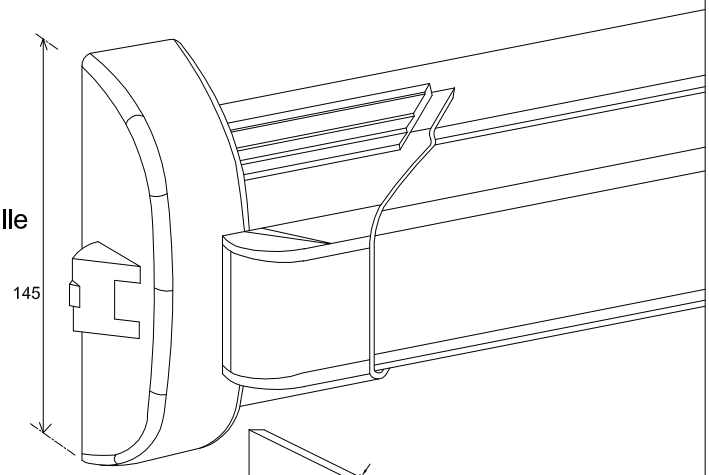


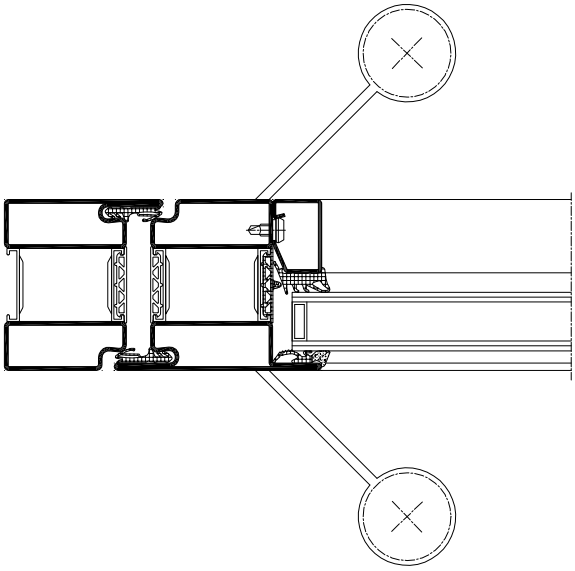

Poignée anti-vandalissme
Acier RAL ou Inox ø40
Hauteur 300
Plat Acier 4mm RAL

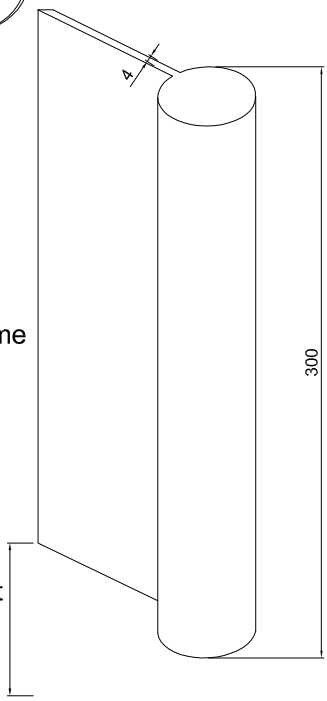


Bas d'ouvrant
1070mm
sous poignée

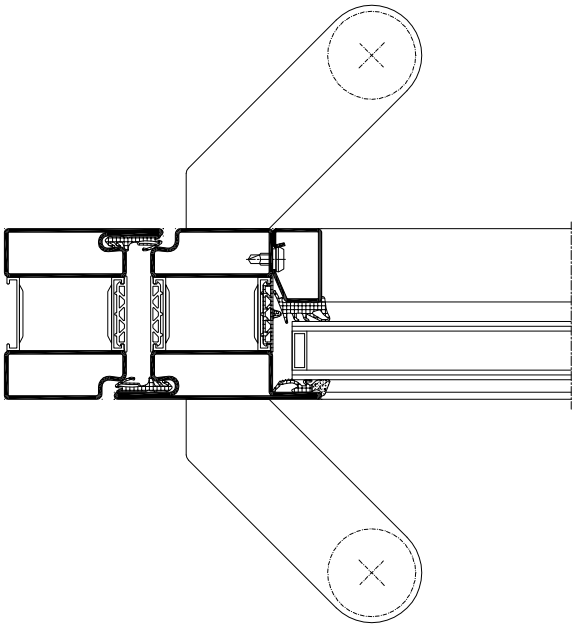

Poignée de tirage ø40
Acier RAL ou Inox
Hauteur 300mm
Embase Acier RAL

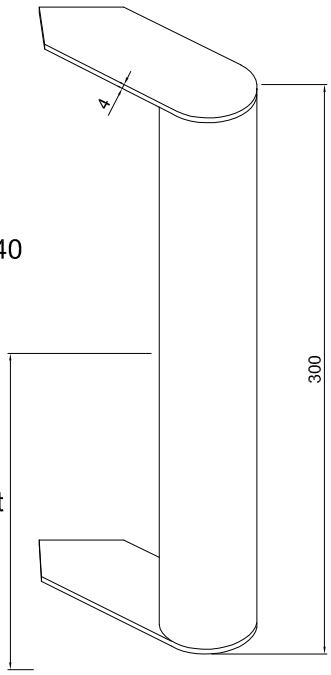


Bas d'ouvrant
1040mm
axe poignée

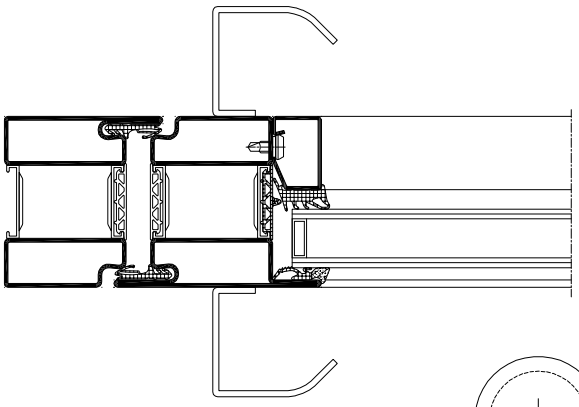

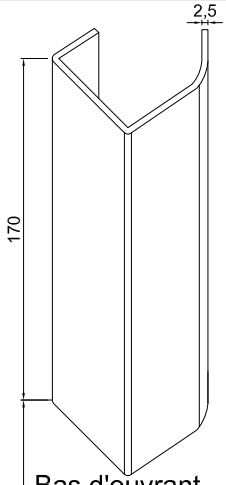


Poignée de tirage pliée
Acier RAL Hauteur 170mm
tole 25/10

Bas d'ouvrant
1070mm
sous poignée

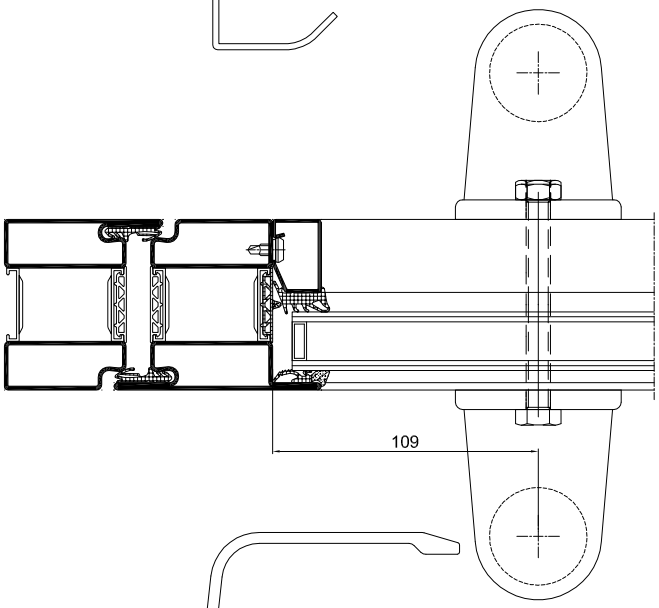


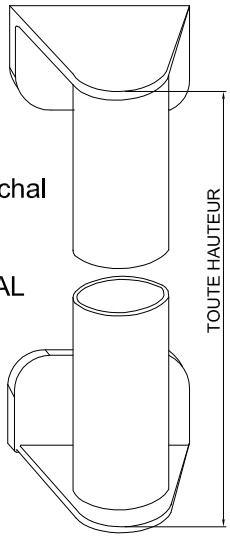


Bâton de maréchal
Inox 304 ø40
Toute hauteur
Embase Alu RAL

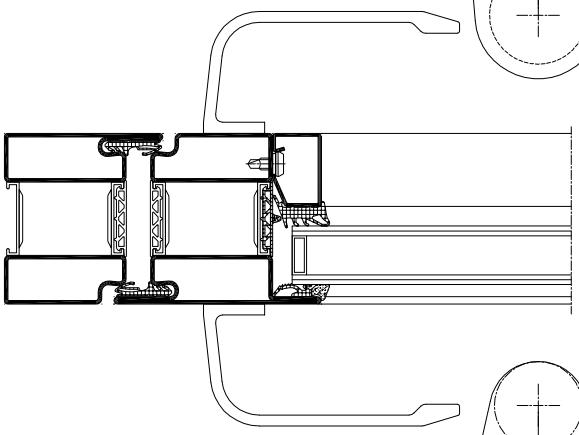

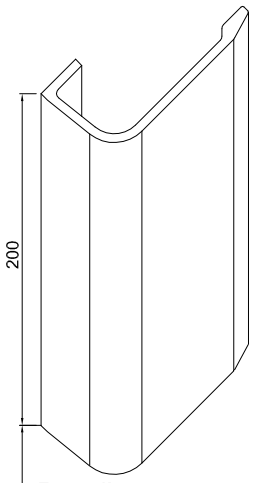


Poignée Aileron 6821
Hauteur 200mm
Laqué Gris 9006
La croisée DS

Bas d'ouvrant
1070mm
sous poignée

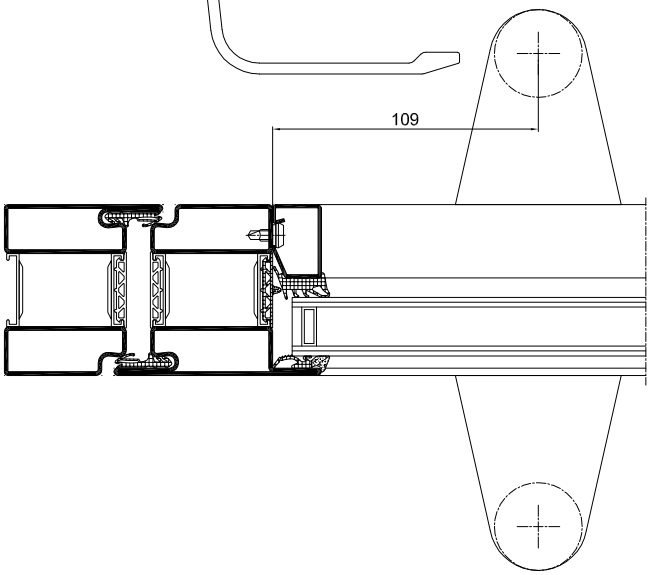


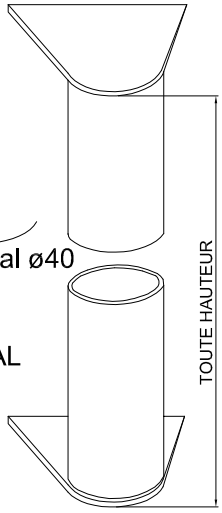


Bâton de maréchal ø40
Acier RAL
Toute hauteur
Embase Acier RAL

## 7) SEUIL DE PORTE

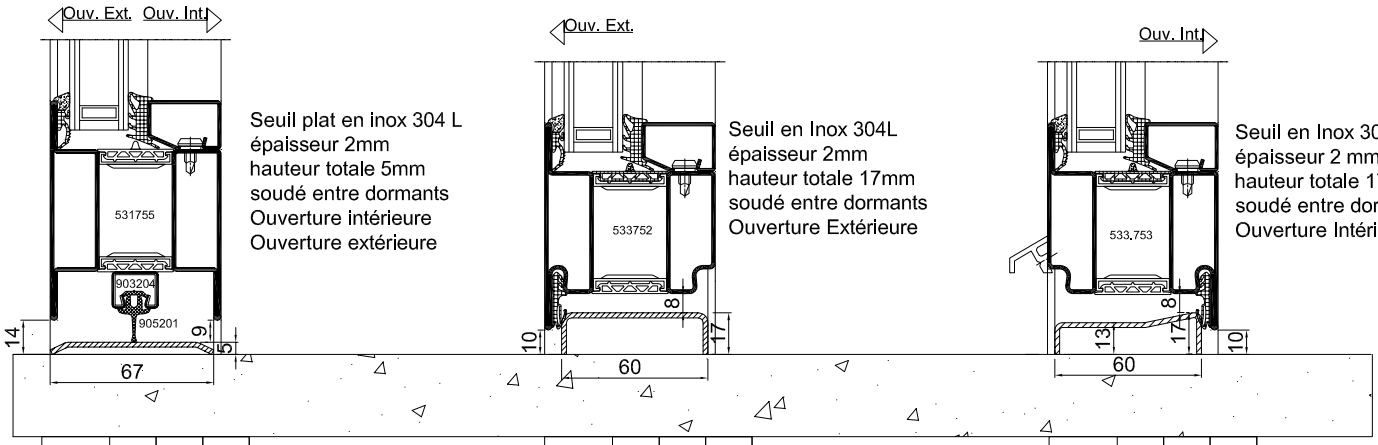


| | A | E | V |
|---|---|---|---|
| 1 VT | - | - | C3 |
| 2 VTX | - | - | C3 |

| | A | E | V |
|---|---|---|---|
| 1 VT | 3 | 3A | C3 |
| 2 VTX | 3 | 5A | C3 |

| | A | E | V |
|---|---|---|---|
| 1 VT | 3 | 4A | C3 |
| 2 VTX | 3 | 7A | C3 |

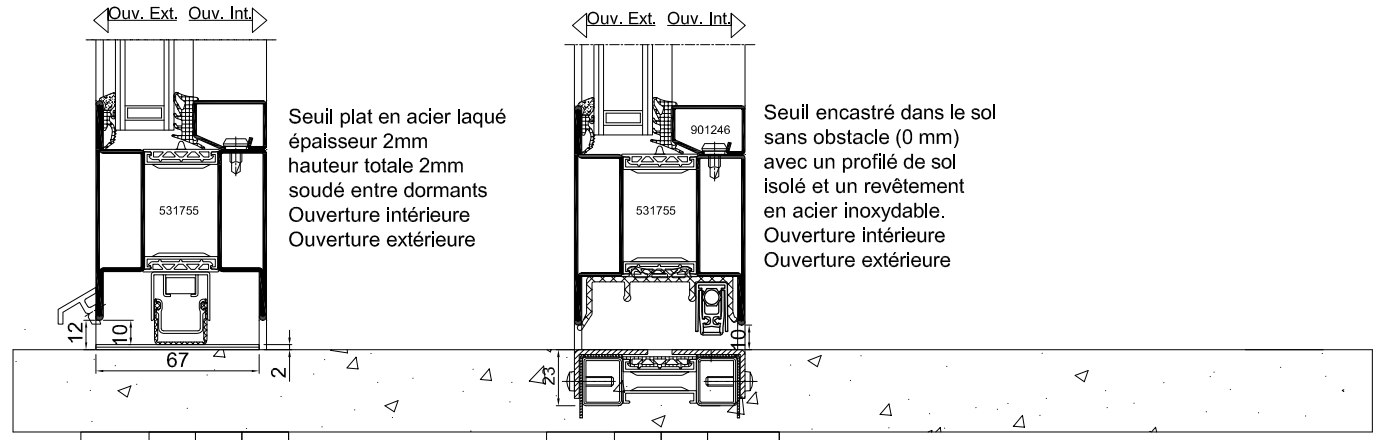


| | A | E | V |
|---|---|---|---|
| 1 VT | 3 | 3A | C3 |
| 2 VTX | 3 | 1A | C3 |

| | A | E | V |
|---|---|---|---|
| 1 VT | 3 | 3A | C3/B3 |
| 2 VTX | 2 | 3A | C1/B2 |

## 8) DRAINAGE ET DECOMPRESSION

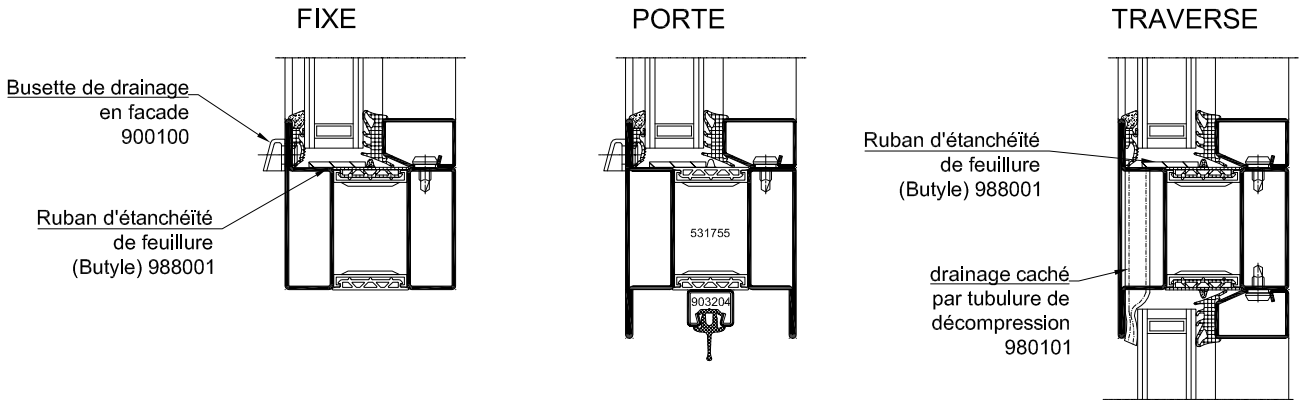

## 9) MANCHONNAGE

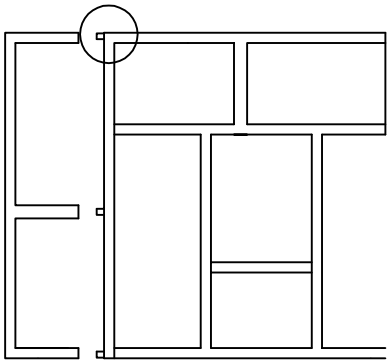

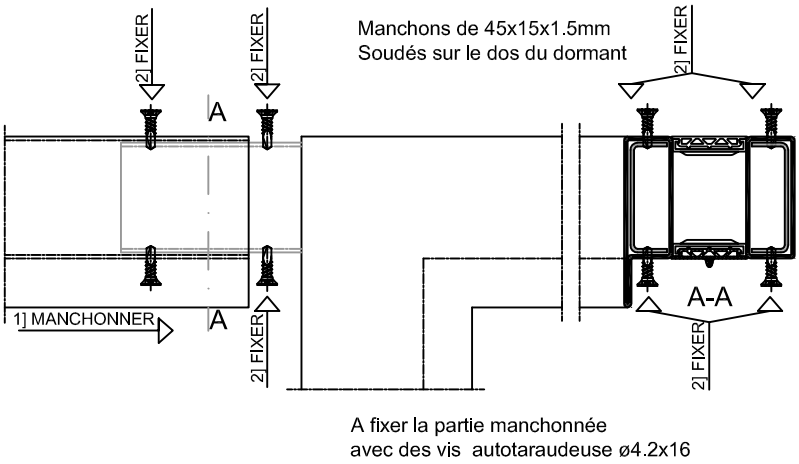


## 10) MONTAGE DOS A DOS

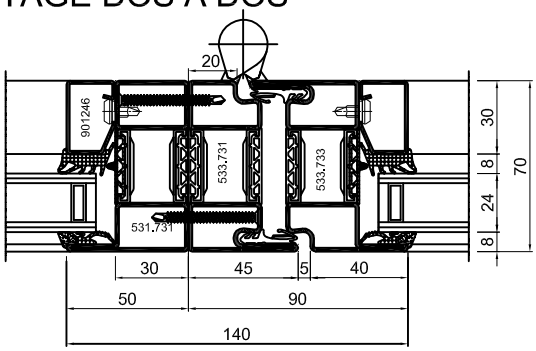


## 11) POTEAU TECHNIQUE

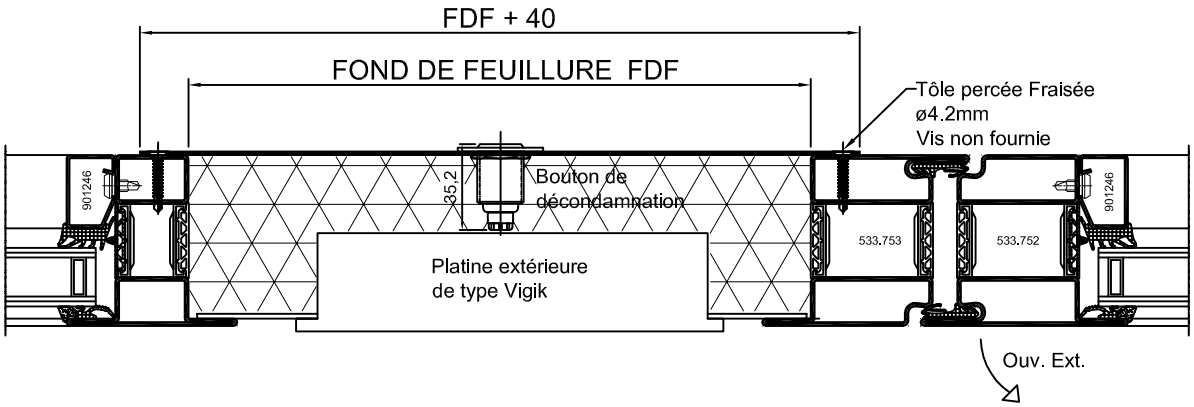

## 12) PAUMELLES A SOUDER

MODELE MAROC 140
Acier brut,
Sans réglage, Sans graisseur,
Bague sur roulement laiton,
H140mm ø20mm

MODELE FORSTER 907662
Acier brut,
Avec réglage en hauteur, Avec graisseur
Bille en acier trempé tournant
sur une pastille en laiton
H180mm ø20mm

MODELE OXIUM
Acier brut,
Avec réglage en hauteur, Sans graisseur
Bille en acier trempé tournant
sur une pastille en laiton
H180mm ø20mm

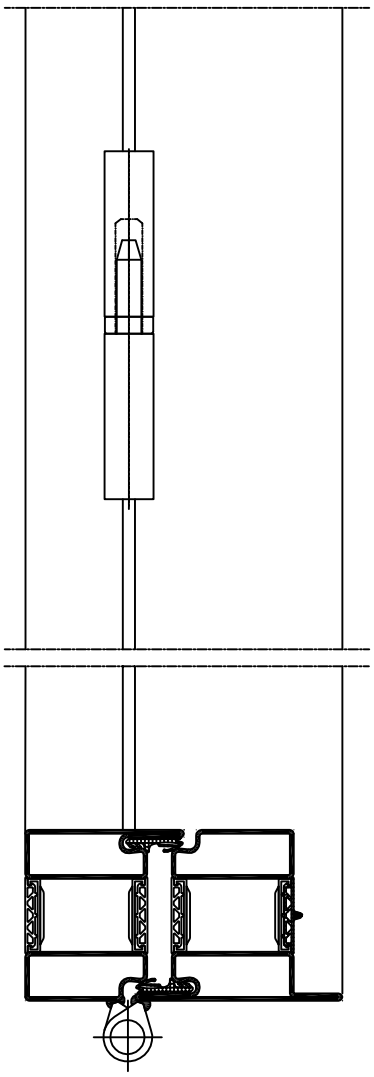

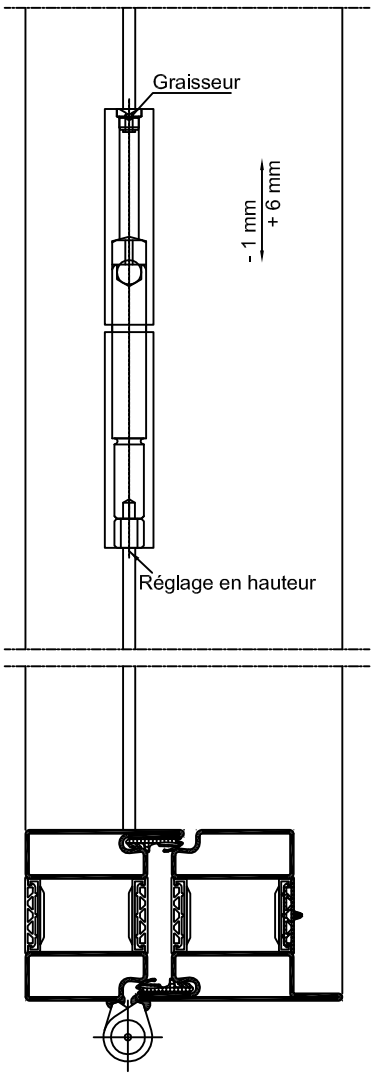


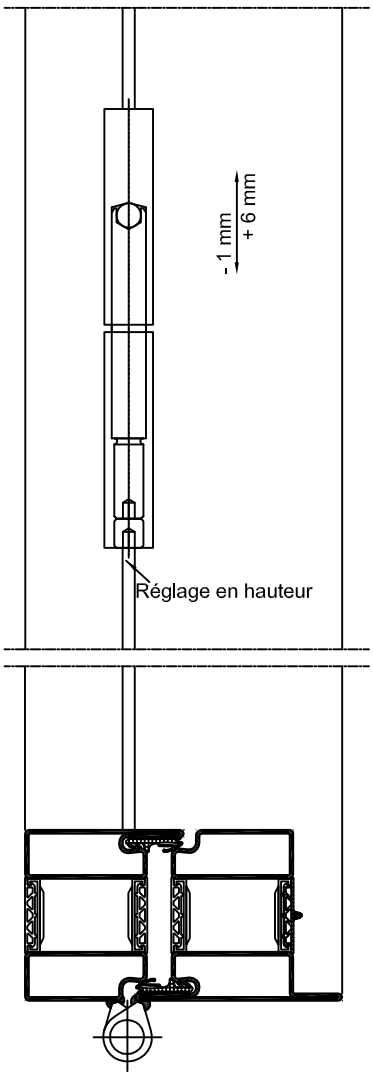


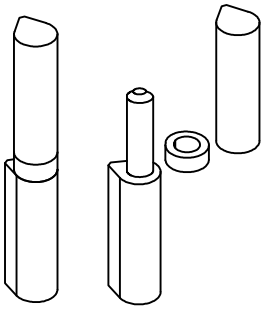

Hauteur de dégondage: 33mm

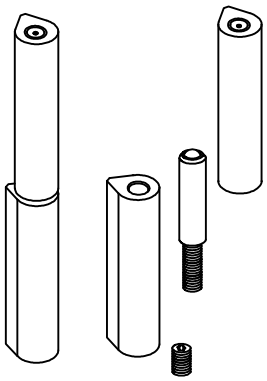

Hauteur de dégondage: 20mm

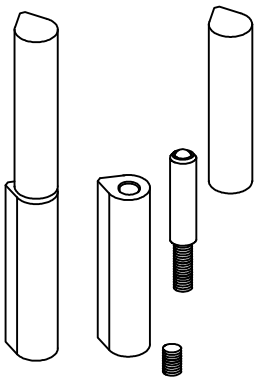

Hauteur de dégondage: 30mm

## 01) BOUTON DE PARCLOSE

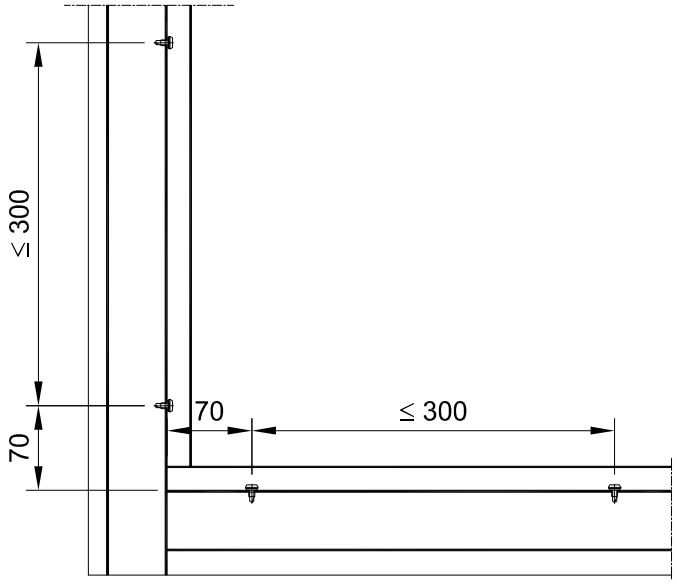


## 02) CALE DE VITRAGE

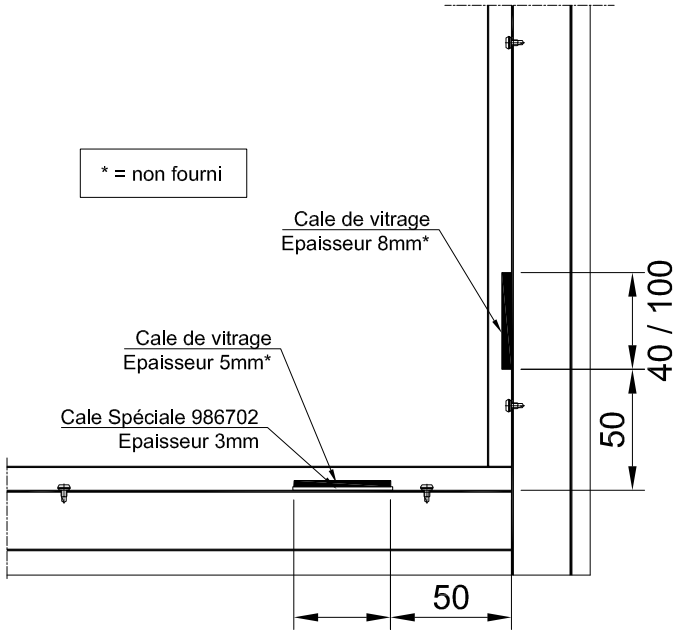


40 / 100

## 03) FIXATION ET MONTAGE

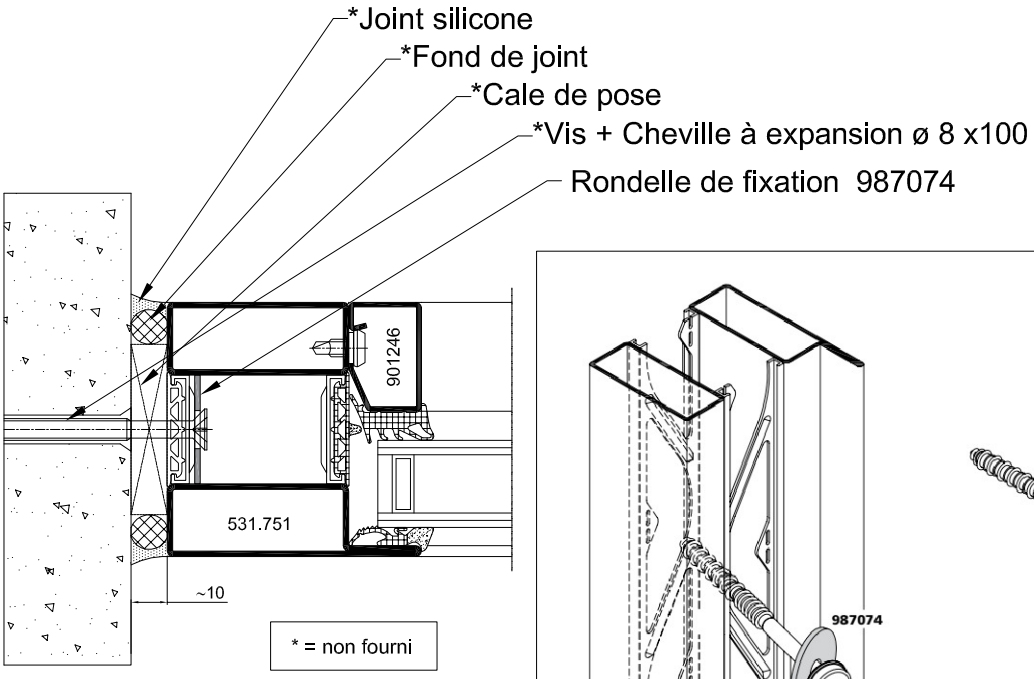


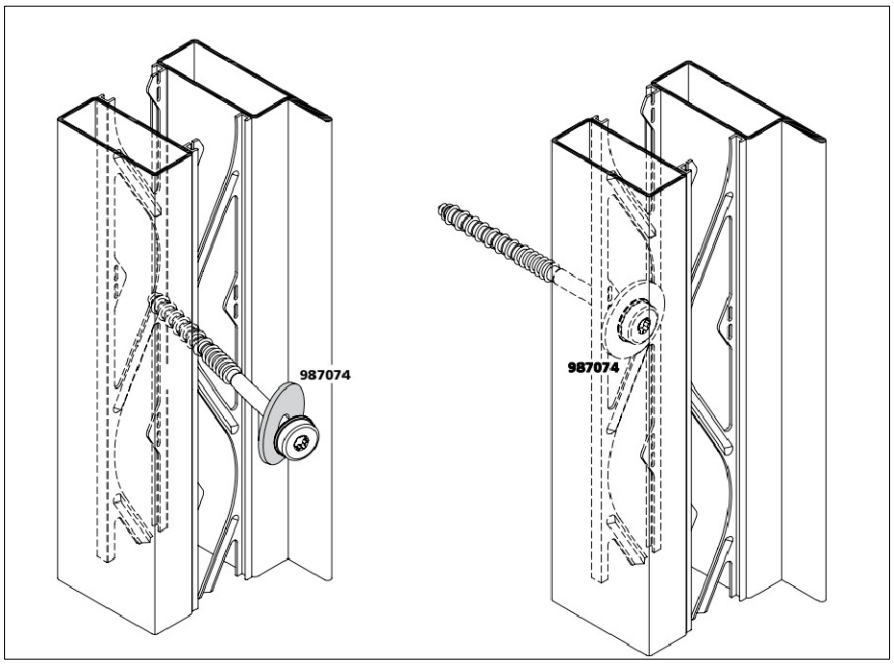

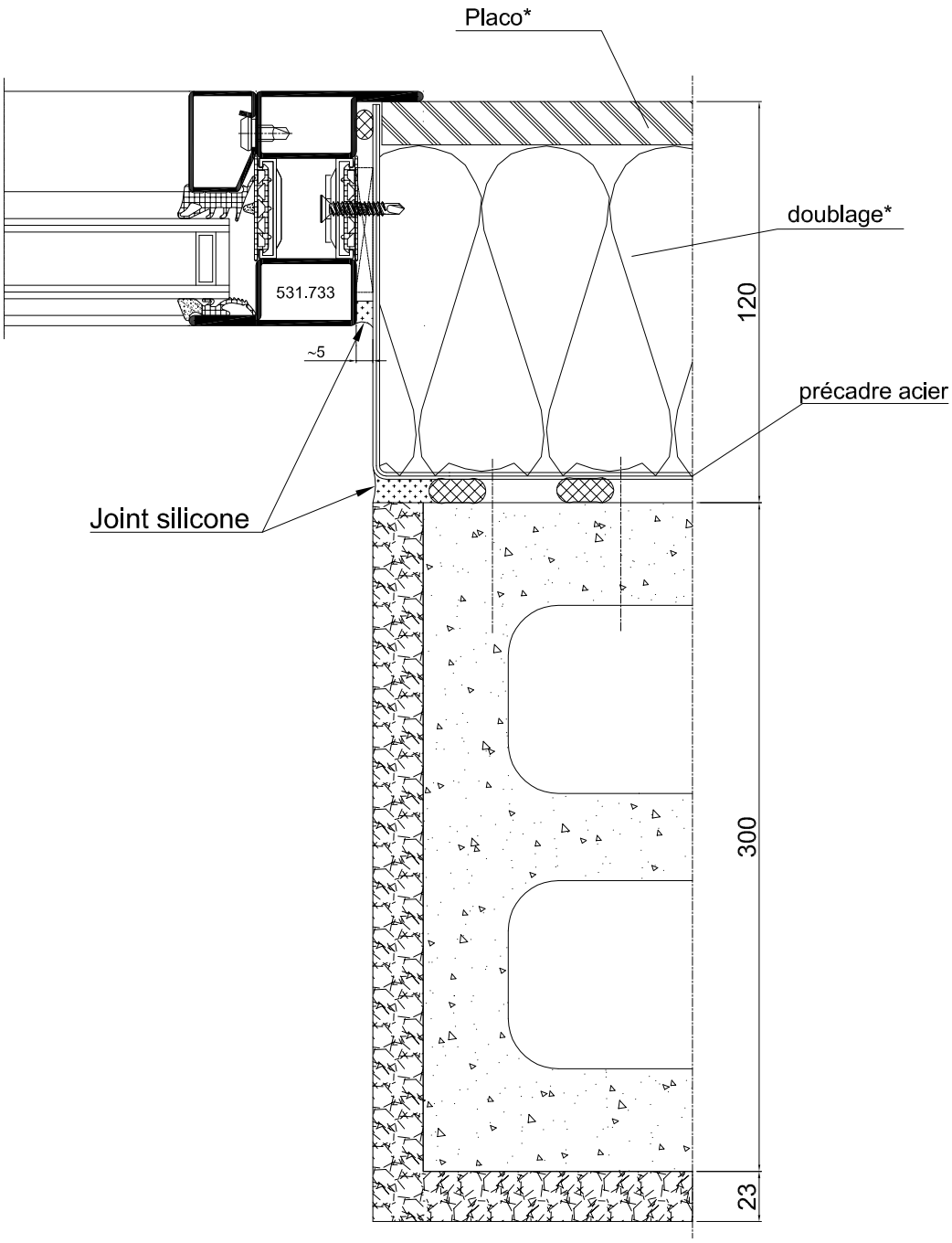
Placo*
doublage*
531.733
~5
120
précadre acier
Joint silicone
300
23

* = non fourni

## FERME PORTE TS93 B / MONTAGE CÔTE PAUMELLES

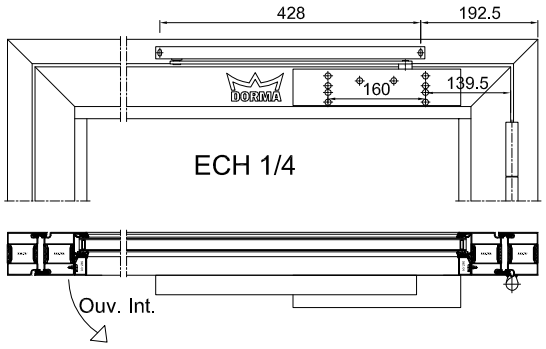


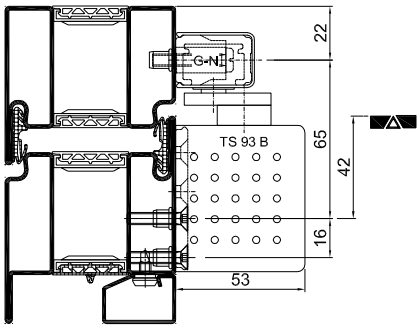


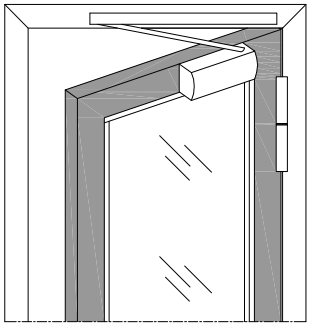

## FERME PORTE TS93 B / MONTAGE CÔTE OPPOSE AUX PAUMELLES

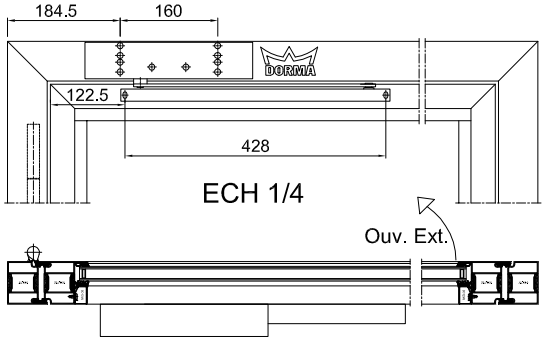


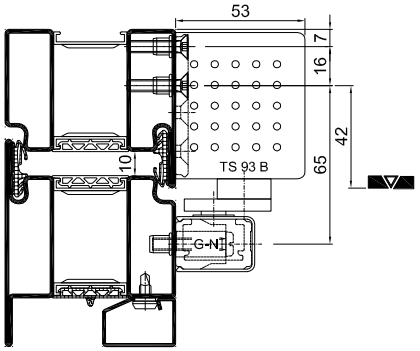


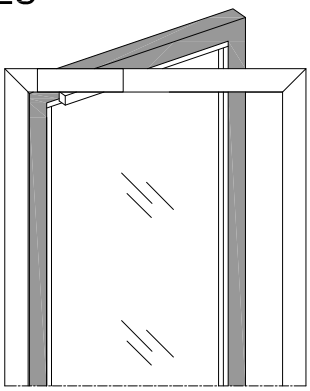

## FERME PORTE TS91 MONTAGE CÔTE PAUMELLES

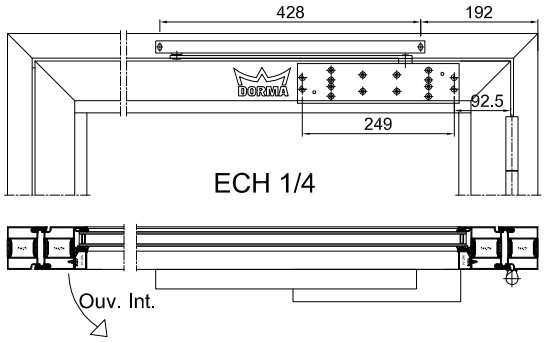


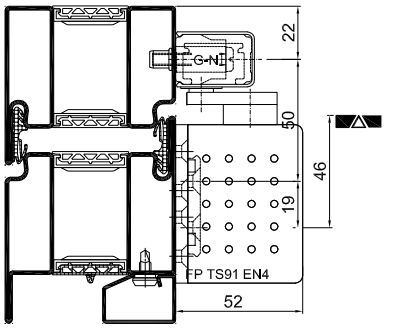


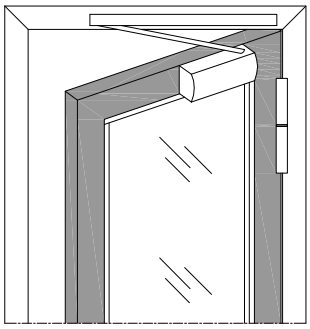

## FERME PORTE TS89F MONTAGE CÔTE PAUMELLES

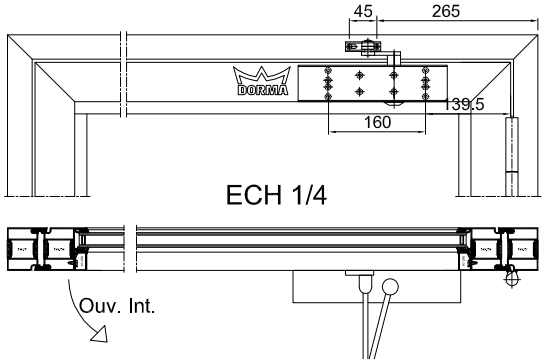


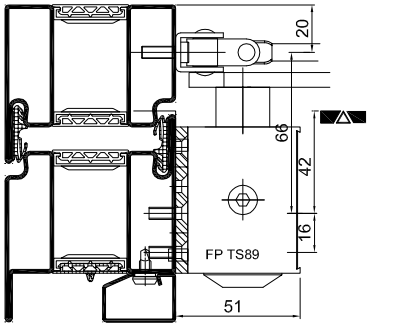


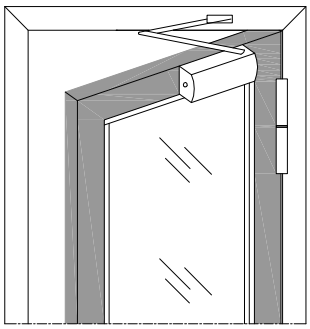

## FERME PORTE TS93 B AVEC BANDEAU GSR MONTAGE CÔTE PAUMELLES

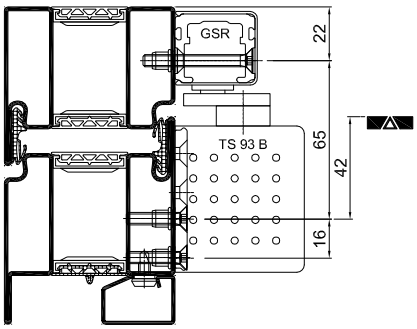


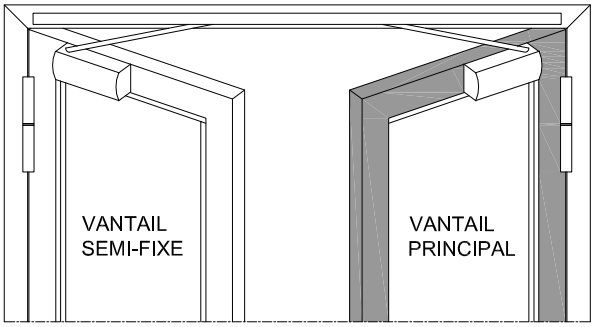


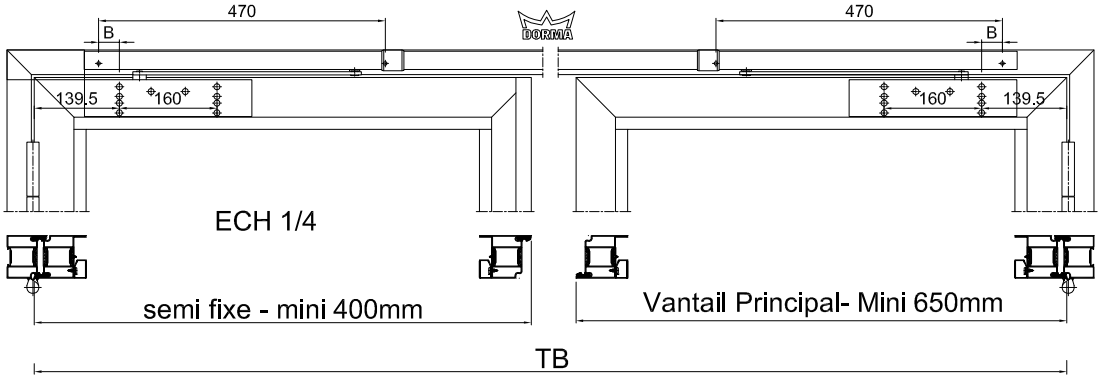


| B (mm) | TB (mm) |
|---|---|
| 88 | 1220-1350 |
| 34 | 1351-3200 |

## FERME PORTE TS91 AVEC SELECTEUR SP81 EN APPLIQUE CÔTE PAUMELLES

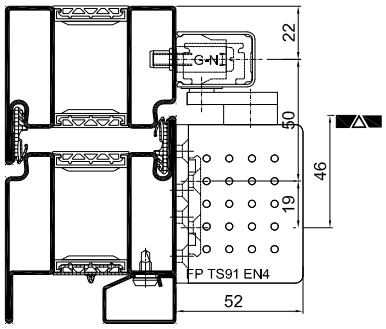


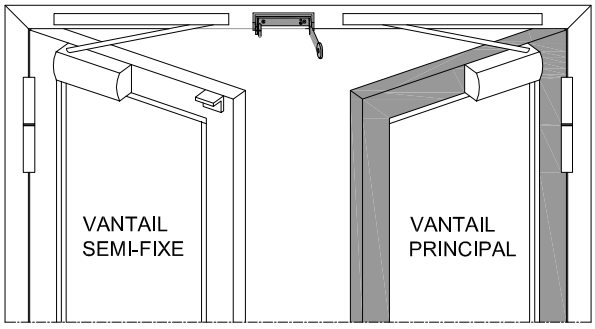


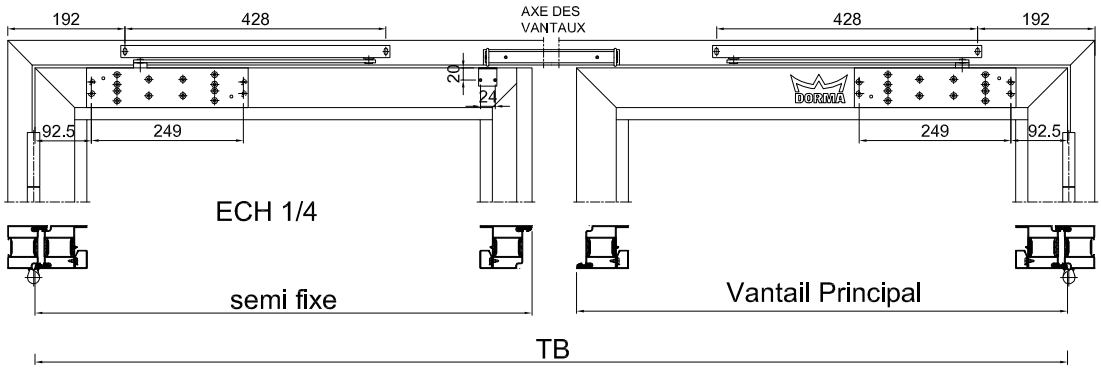

## FERME PORTE ENCASTRE IT96 SUR PORTE PIVOT

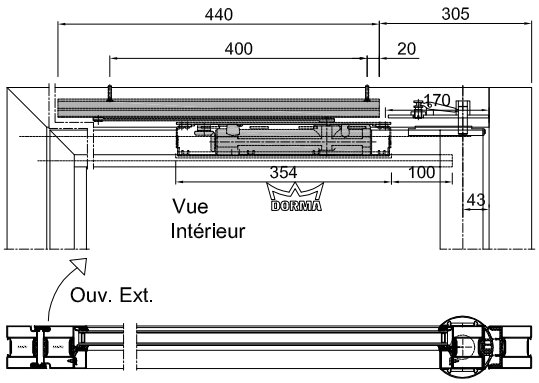


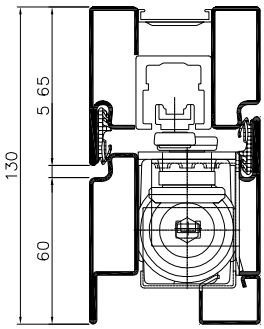


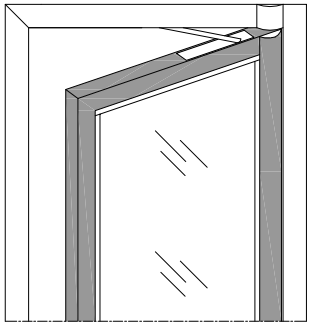

## FERME PORTE ENCASTRE IT96 SUR PAUMELLES

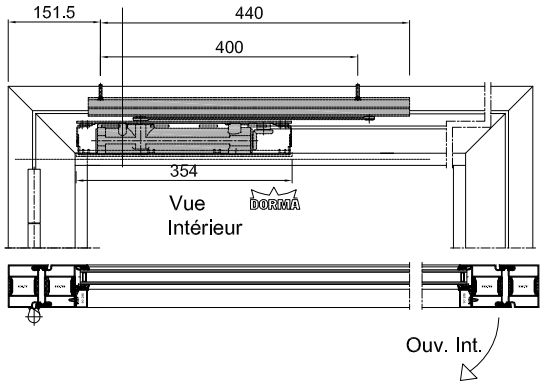


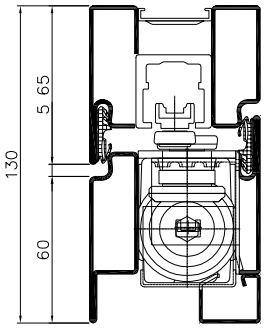


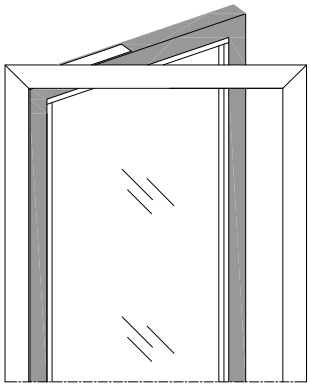

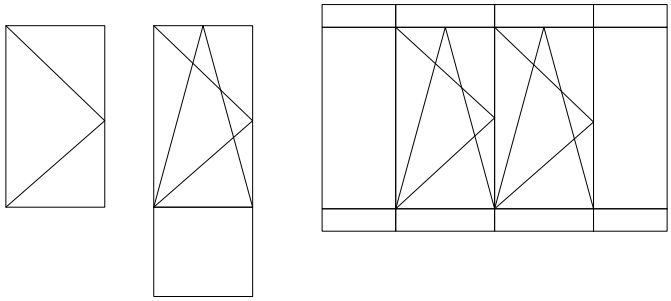

Fenêtre 1 Vantail
Ouvrant à la française
Oscillo-battant
Ferrage standard
Ferrage caché

Possibilité d'intégrer:
montants, traverses,
imposte, partie fixe,
remplissage panneau,
cintrage

## 2) FENÊTRE 2 VANTAUX

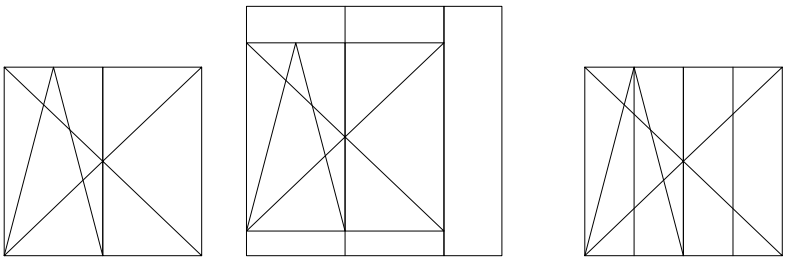

Fenêtre 2 Vantaux
Ouvrant à la française
Oscillo-battant
Ferrage standard
Ferrrage caché

Possibilité d'intégrer:
montants, traverses,
imposte, partie fixe,
remplissage panneau,
cintrage

## 3) SOUFFLET

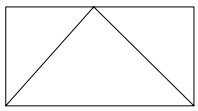

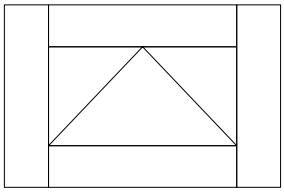

Souflet
Ouvrant à la française
Ferrage sur paumelles soudées
Ferrrage caché
Manoeuvre par béquille
Manoeuvre par ferme imposte

Possibilité d'intégrer:
montants, traverses,
imposte, partie fixe,
remplissage panneau,
cintrage

## 1) FERRAGE STANDARD APPARENT

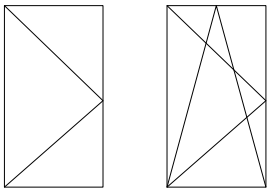

FFB: 290 – 1600 mm
FFH: 520 – 2400 mm
GH: 260 - 1200 mm
Poids: max 150 kg

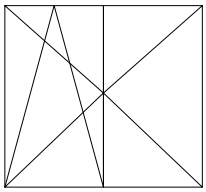

FFB: 290 – 1600 mm SFB: 290 – 1600 mm
FFH: 520 – 2400 mm SFH: 520 – 2400 mm
GH: 260 - 1200 mm
Poids: max 150 kg Poids: max 150 kg

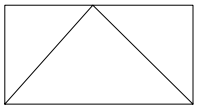

FFB: 520 – 2400 mm
FFH: 350 – 1200 mm

Poids: max 80 kg

## 2) FERRAGE CACHE ROYAL - Ouverture limitée à 110°

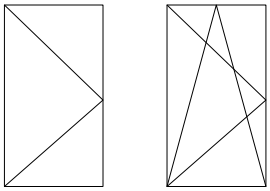

FFB: 430 – 1400 mm
FFH: 520 – 2400 mm
GH: 260 - 1200 mm
Poids: max 150 kg

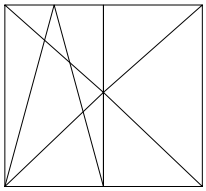

FFB: 430 – 1400 mm SFB: 430 – 1400 mm
FFH: 520 – 2400 mm SFH: 520 – 2400 mm
GH: 260 - 1200 mm
Poids: max 150 kg Poids: max 150 kg

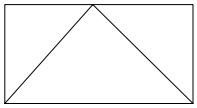

FFB: 520 – 2400 mm
FFH: 350 – 1200 mm

Poids: max 80 kg

## 3) FERRAGE APPARANT AVEC CLASSEMENT ANTI-EFFRACTION RC2-RC3

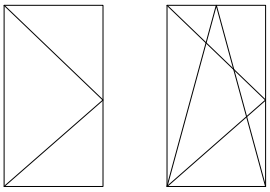

FFB: 310 – 1400 mm
FFH: 520 – 2400 mm
GH: 260 - 1200 mm
Poids: max 150 kg

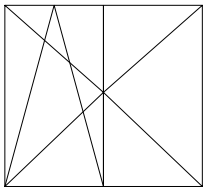

FFB: 310 – 1400 mm SFB: 430 – 1400 mm
FFH: 750 – 2400 mm SFH: 750 – 2400 mm
GH: 260 - 1200 mm
Poids: max 150 kg Poids: max 150 kg

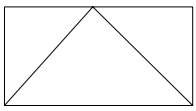

FFB: 520 – 2400 mm
FFH: 370 – 1200 mm

Poids: max 80 kg

FFB (largeur de feuillure de vantail) = FB (largeur de vantail) - 40
SFB (largeur de feuillure de vantail semi fixe) = SB (largeur de vantail semi fixe) - 40
FFH: (hauteur de feuillure de vantail) = FH (hauteur de vantail) - 40

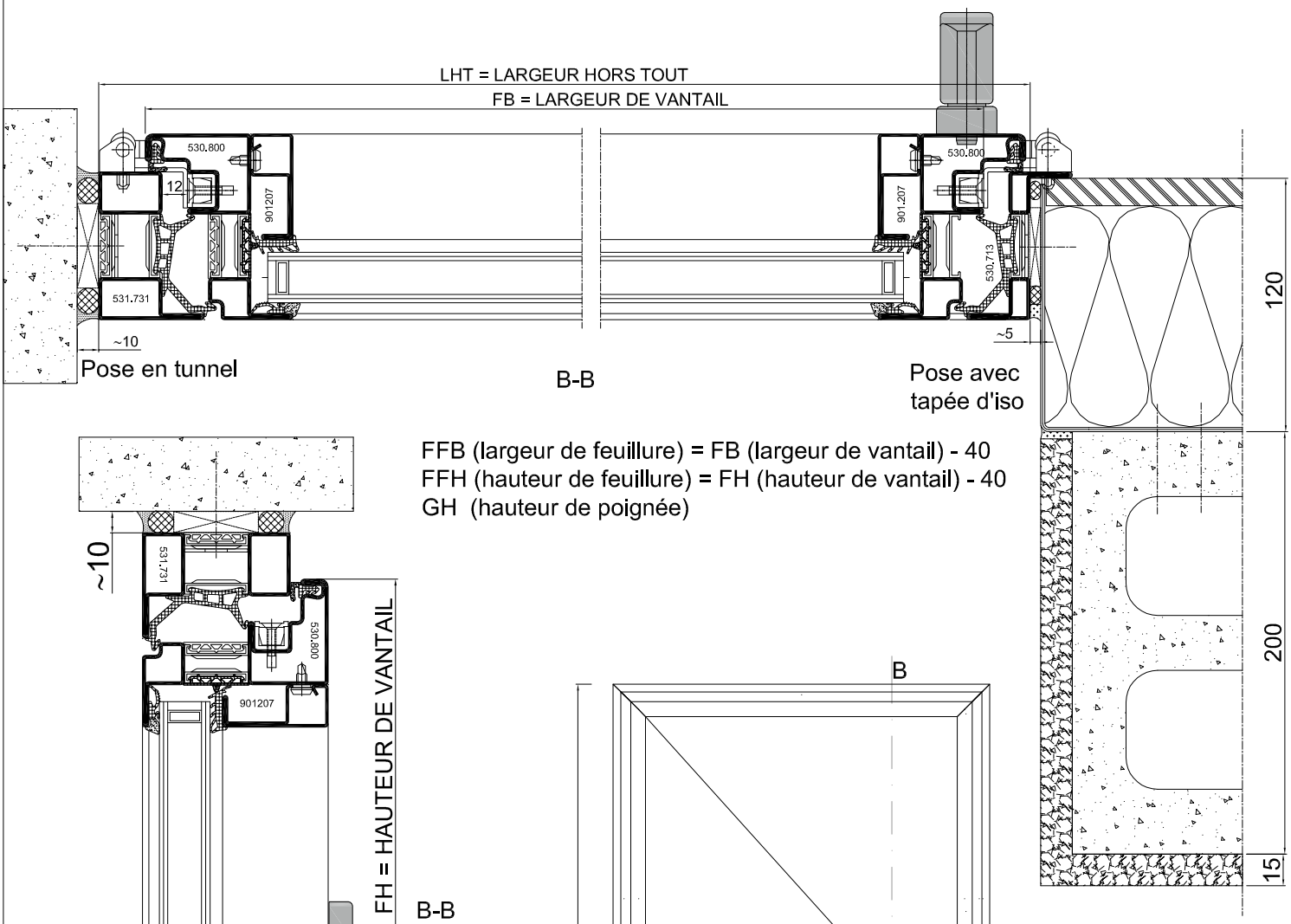


FFB (largeur de feuillure) = FB (largeur de vantail) - 40
FFH (hauteur de feuillure) = FH (hauteur de vantail) - 40
GH (hauteur de poignée)

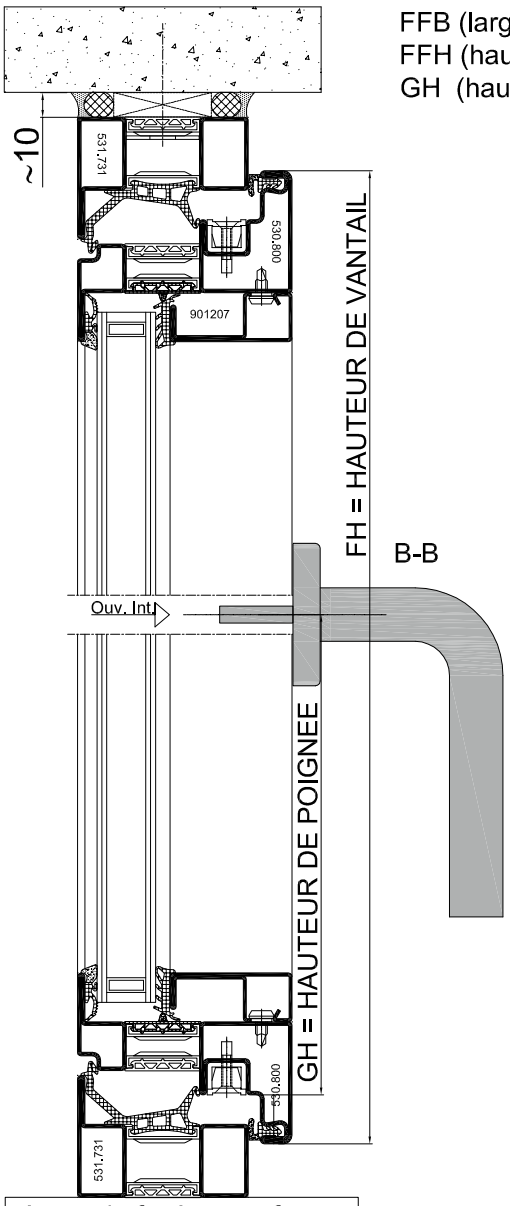


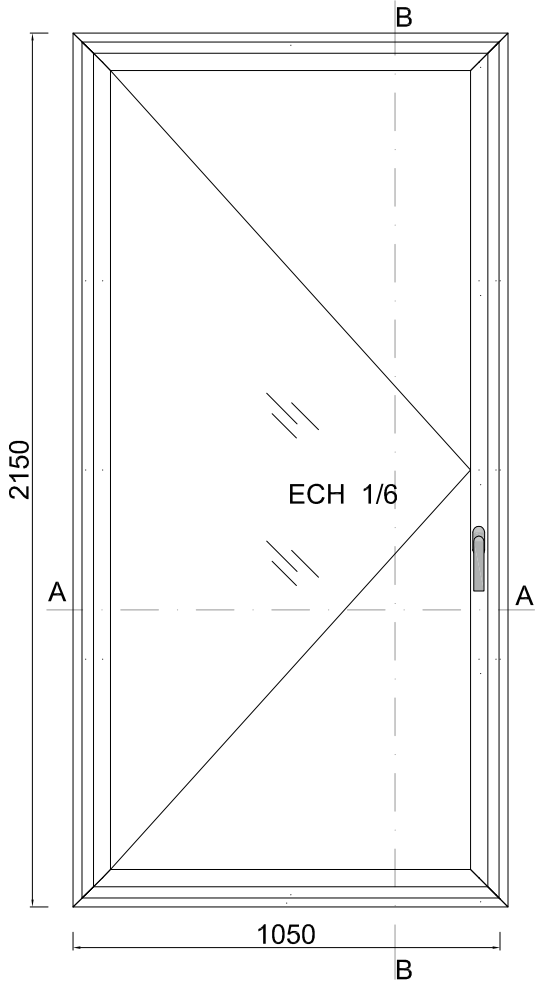


Appui de fenêtre conforme au DTU et selon environnement depose

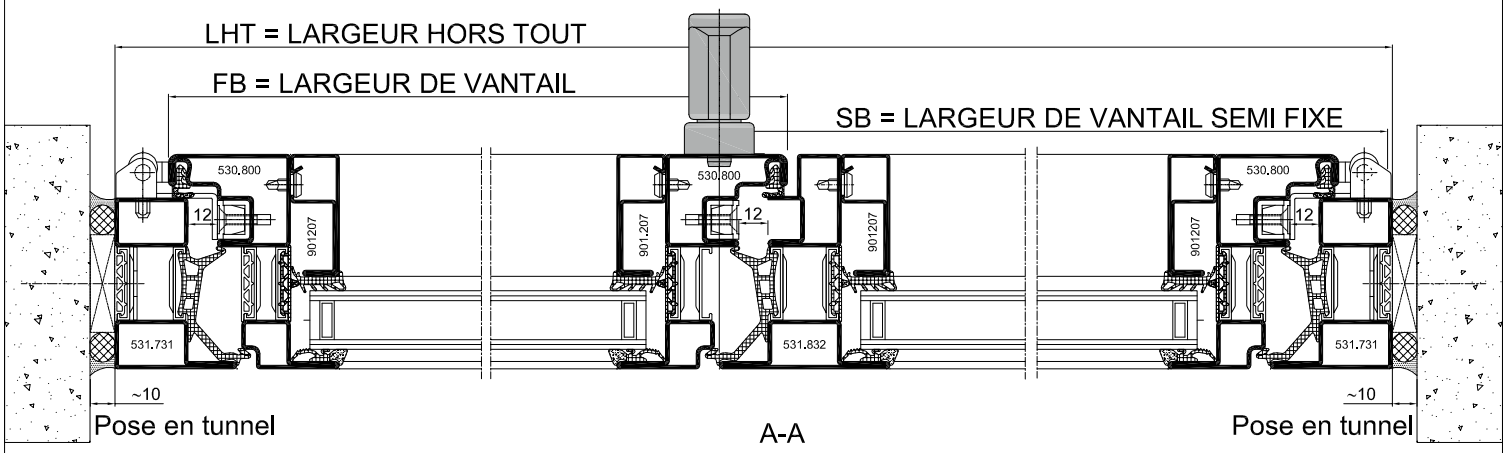


FFB (largeur de feuillure) = FB (largeur de vantail) - 40
SFB (largeur de feuillure de vantail semi fixe) = SB (largeur de vantail semi fixe) - 40
FFH (hauteur de feuillure) = FH (hauteur de vantail) - 40
GH (hauteur de poignée)

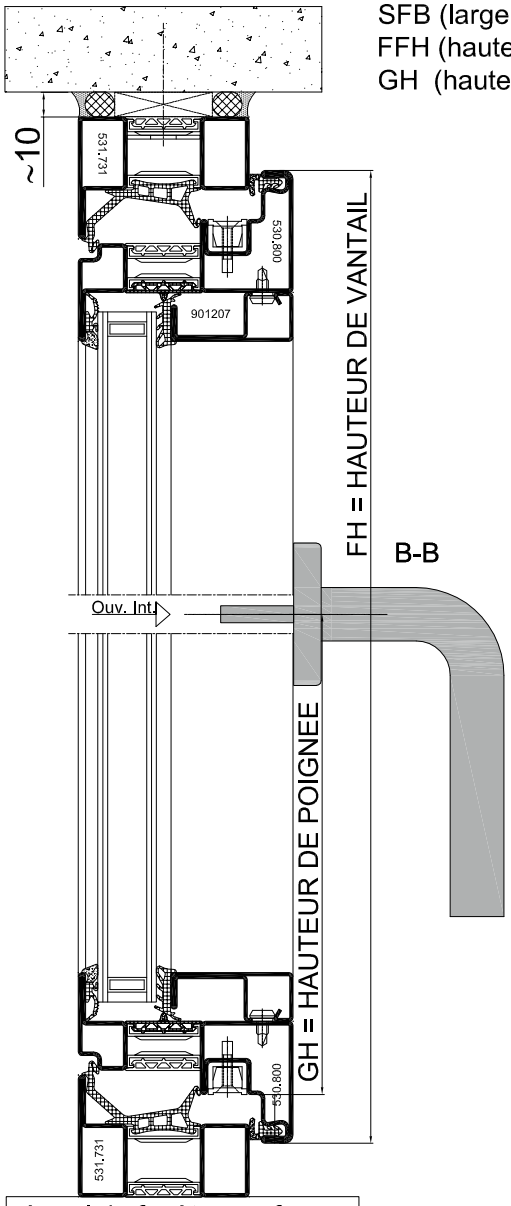


Appui de fenêtre conforme au DTU et selon environnement depose

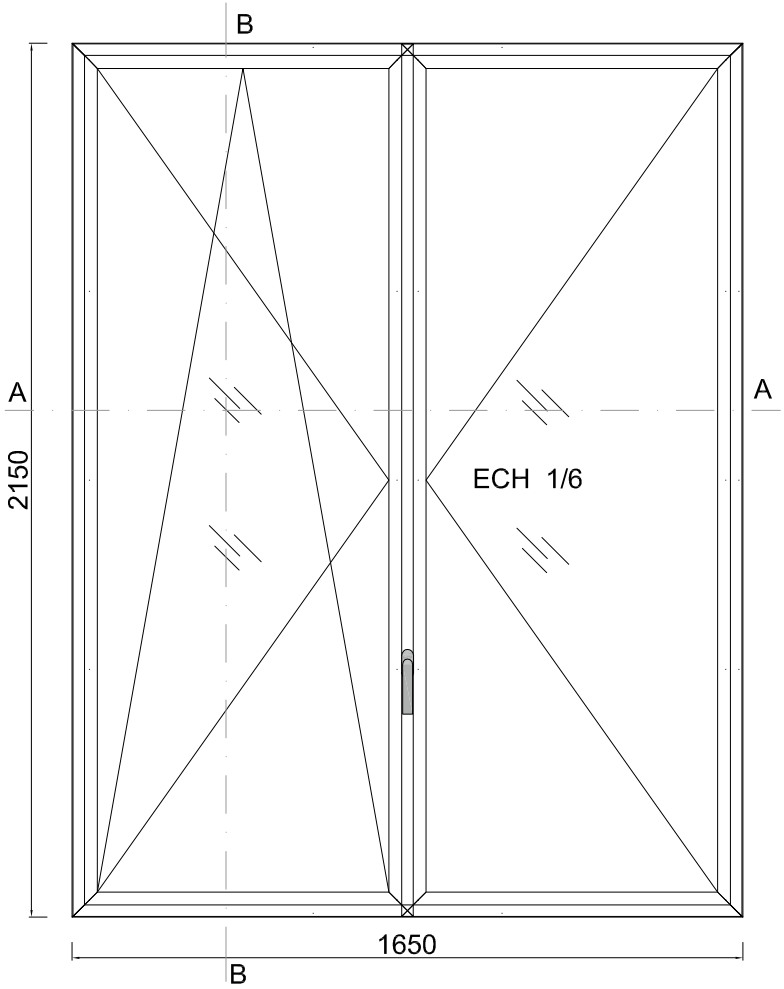

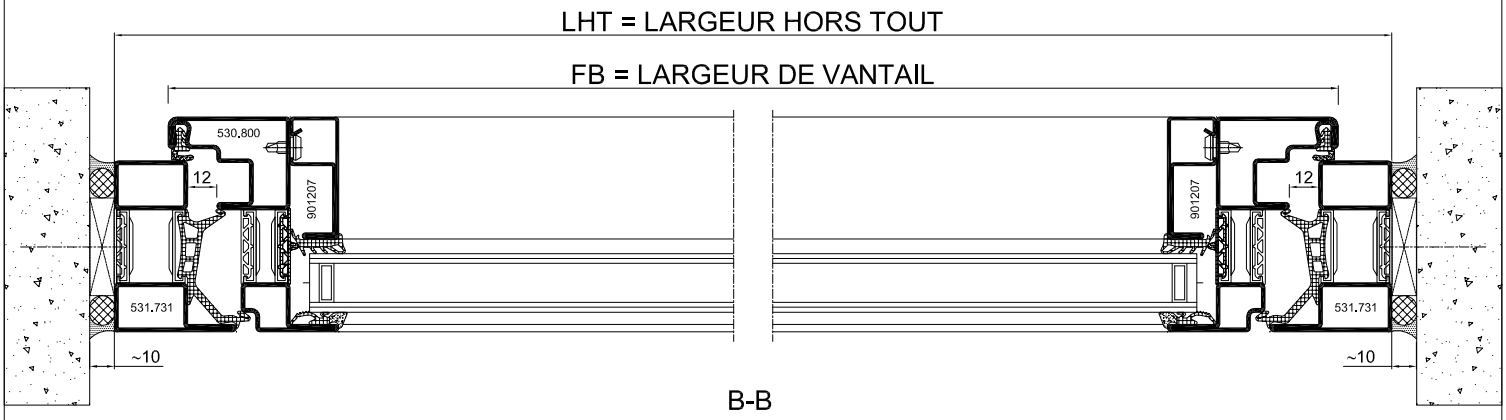


FFB (largeur de feuillure) = FB (largeur de vantail) - 40
FFH (hauteur de feuillure) = FH (hauteur de vantail) - 40
GH (hauteur de poignée)

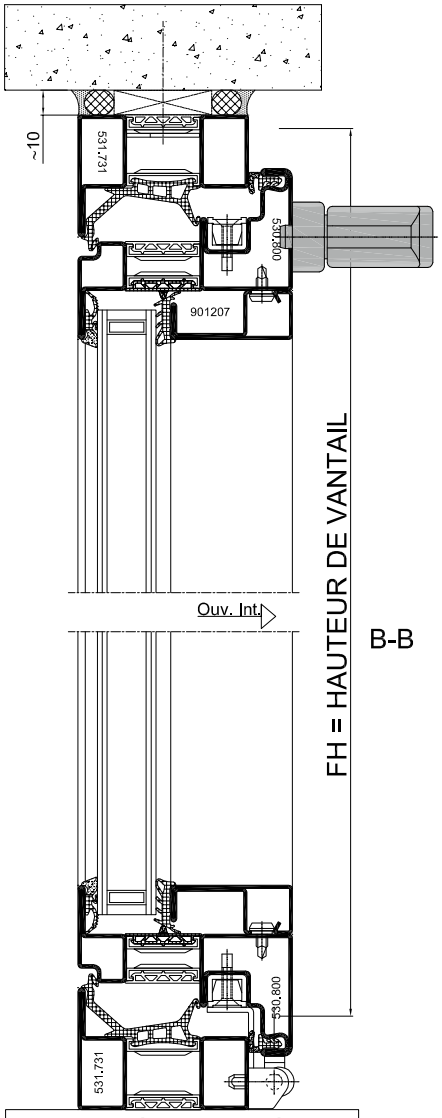


Appui de fenêtre conforme au DTU et selon environnement depose

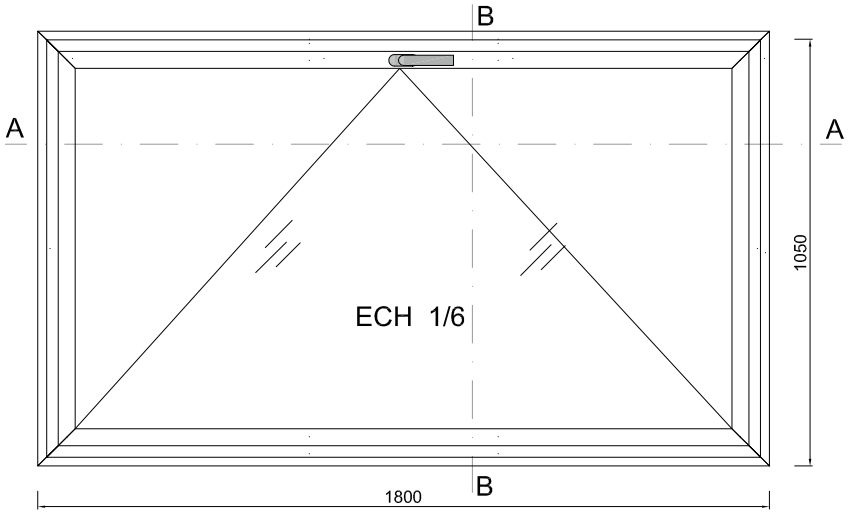

## 1) SYSTEME DE REMPLISSAGE ET VITRAGE

EPAISSEURS DE VITRAGE de 20 à 60 mm

VITRAGE A SEC
( JOINT EPDM)

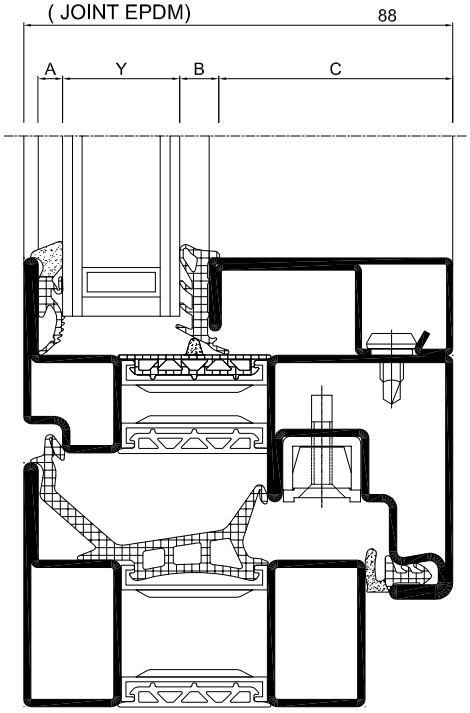


ECH x2

VITRAGE PAR SILCONE
(BANDE DE VITRAGE)

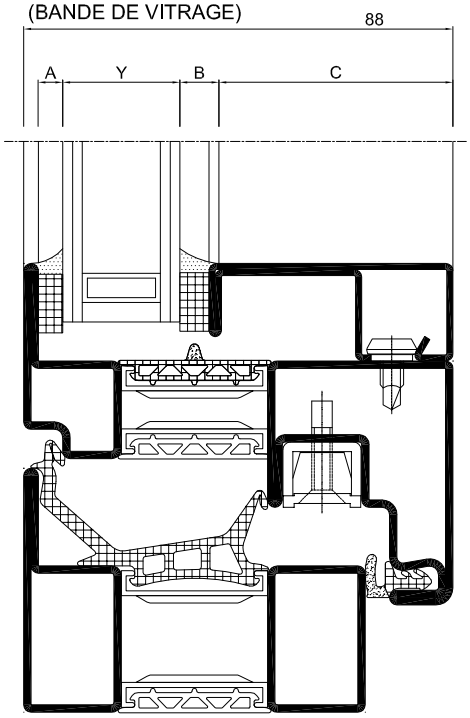


ECH x2

| | | |
|---|---|---|
| | 988002 | 4mm |
| | 988003 | 5mm |
| | 988004 | 6mm |
| | 988006 | 8mm |

| Y | C | A | B | | | | | |
|---|---|---|---|---|---|---|---|---|
| Epaisseur du Vitrage ou du panneau | Pareclose Acier | Joint EPDM Extérieur | JOINT EPDM Intérieur | | | | | |
| | | 5 985302 | 5-6mm 905385 | | 7-8mm 905386 | | 9-10mm 905387 | |
| 20 mm à 25 mm | 50 901207 | 5mm | -- | 24 | 23 | 22 | 21 | 20 |
| 25 mm à 30 mm | 45 901249 | | -- | 29 | 28 | 27 | 26 | 25 |
| 30 mm à 35 mm | 40 901248 | | -- | 34 | 33 | 32 | 31 | 30 |
| 35 mm à 40 mm | 35 901247 | | -- | 39 | 38 | 37 | 36 | 35 |
| 40 mm à 45 mm | 30 901246 | | -- | 44 | 43 | 42 | 41 | 40 |
| 45 mm à 50 mm | 25 901228 | | -- | 49 | 48 | 47 | 46 | 45 |
| 50 mm à 55 mm | 20 901227 | | 55 | 54 | 53 | 52 | 51 | 50 |

| A - B | | | | |
|---|---|---|---|---|
| BANDE DE VITRAGE | | | | |
| A 5 B 5 | A 5 B 6 | A 6 B 6 | A 5 B 8 | A 6 B 8 |
| 25 | 24 | 23 | 22 | 21 |
| 30 | 29 | 28 | 27 | 26 |
| 35 | 34 | 33 | 32 | 31 |
| 40 | 39 | 38 | 37 | 36 |
| 45 | 44 | 43 | 42 | 41 |
| 50 | 49 | 48 | 47 | 46 |
| 55 | 54 | 53 | 52 | 51 |

## 2) FIXE: DORMANTS, MONTANTS ET TRAVERSES

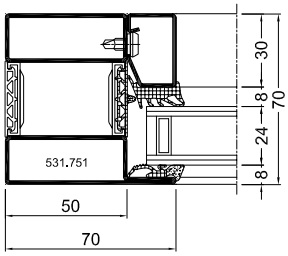


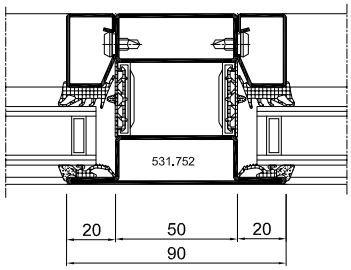


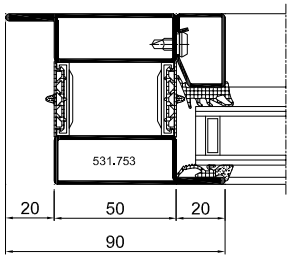


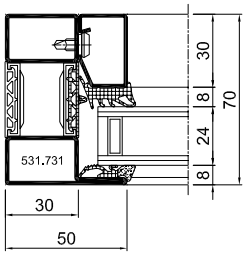


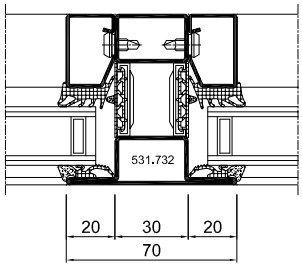


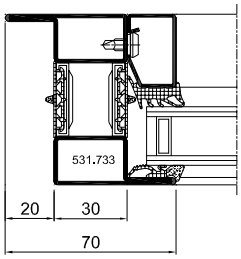


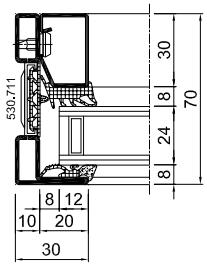


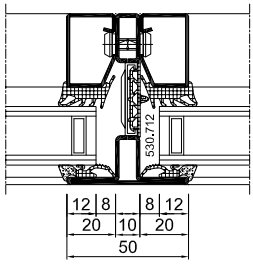


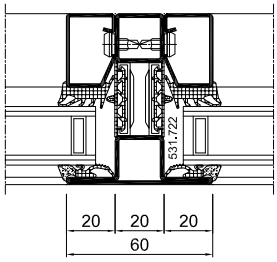


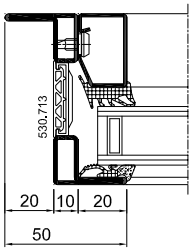


## 3) FENÊTRE: MONTANTS ET TRAVERSES

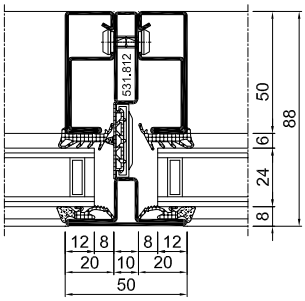


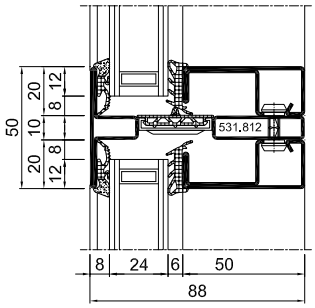

## 4) DRAINAGE ET DECOMPRESSION

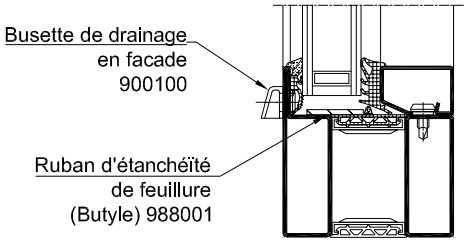


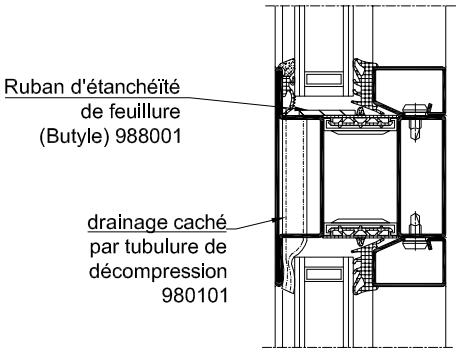


## 5) FENÊTRES OF et OB 1 VANTAIL

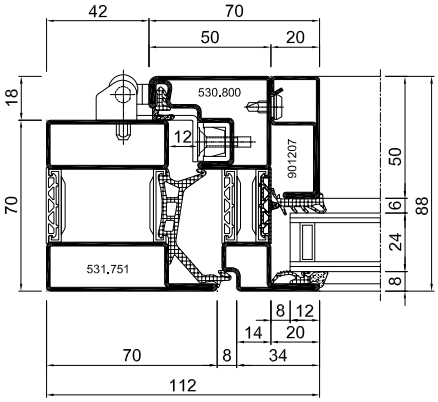


Ferrage Standard

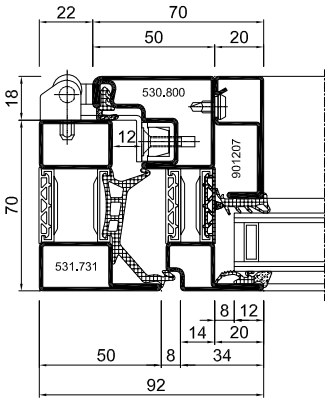


Ferrage Standard

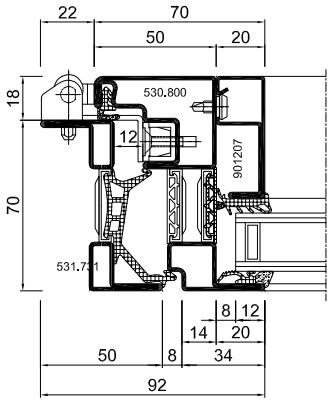


Ferrage Standard

## 6) FENÊTRES OF et OB 2 VANTAUX

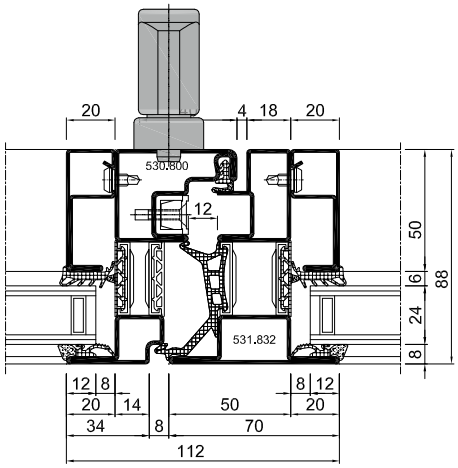

## 7) ETANCHEITE & RACCORD TABLEAU

Pose en tunnel dans le cas d'une rénovation standard avec ITI: Isolation Thermique par l'Intérieure *

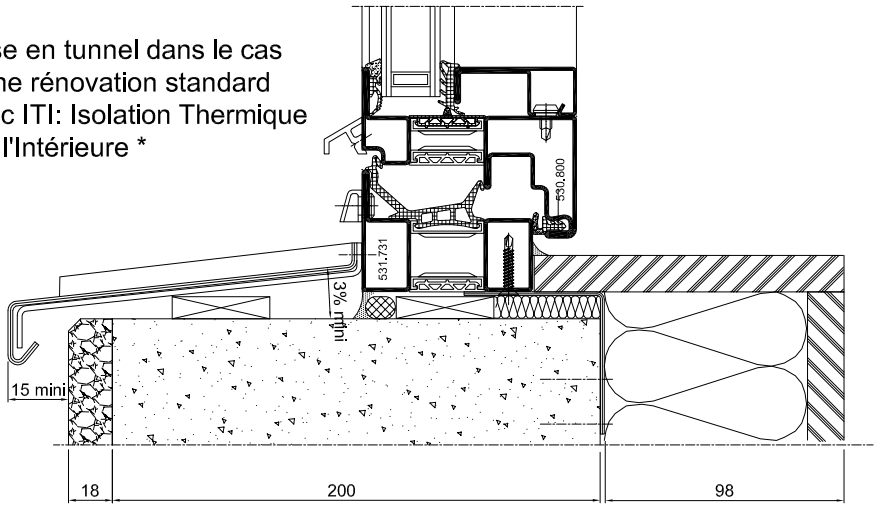


Exemple de pose avec tappée et reprise de doublage, dans le cas d'un batîment en ITI: Isolation Thermique par l'Intérieure *

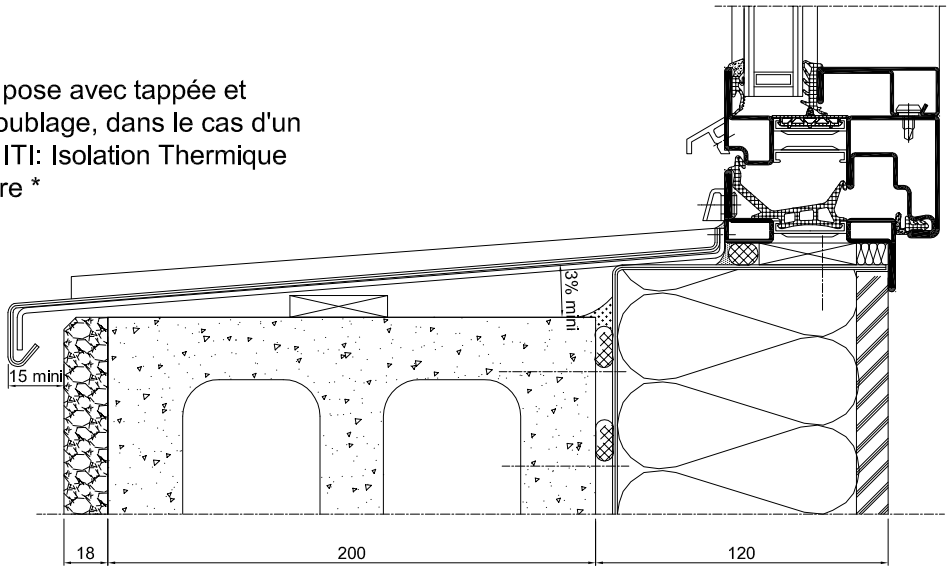


Exemple de pose dans le cas d'un batîment avec ITE: Isolation Thermique par l'Extérieure*

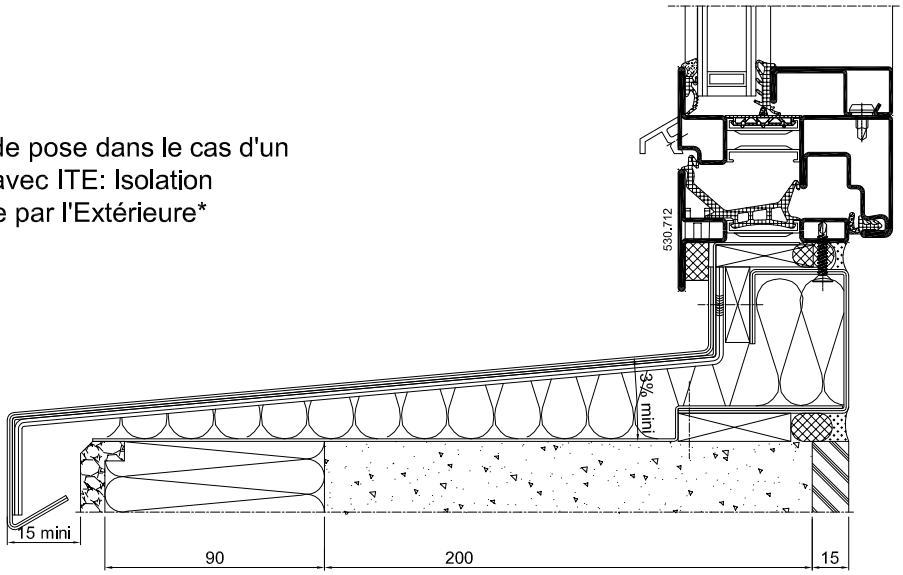




*détails non contractuels